

Lubrication equipment, hand-held lubrication tools and accessories

Product catalog

LINCOLN[®]

skf.com | skf.com/lubrication | lincolnindustrial.com

© SKF and Lincoln are registered trademarks of the SKF Group.

© PowerMaster, PileDriver and PowerLuber are registered trademarks of Lincoln Industrial Corp.

© SKF Group 2022

The contents of this publication are the copyright of the publisher and may not be reproduced (even extracts) unless prior written permission is granted. Every care has been taken to ensure the accuracy of the information contained in this publication but no liability can be accepted for any loss or damage whether direct, indirect or consequential arising out of the use of the information contained herein.

August 2022 · FORM 442869

Hand-held greasing tools and accessories	5	1
Pumps and accessories	35	2
Lube dispensing stations	93	3
Hose reels and accessories	95	4
Control valves, meters and accessories	111	5
Bulk oil, diesel exhaust fluid (DEF) packages	123	6
Portable used fluid handling equipment and fuel caddies	127	7
Air line products and accessories	151	8
Miscellaneous	175	9
Warranty and product disclaimers	178	10
Product index	179	11

People, capabilities and systems to save money and increase productivity



Industry leader

Continually satisfying our customers with the world's best lubrication equipment and pumping systems has made Lincoln the largest and most successful brand in our field. For more than a century, companies have relied on our technical and quality leadership; our world-class manufacturing and customer service, and our vast network of distributors and support facilities.

Providing solutions

Industrial customers in large processing plants, automotive manufacturing, pulp and paper mills, food and beverage and other manufacturing facilities can depend on solutions from Lincoln. For the toughest mobile applications, on the road or in the field, Lincoln protects heavy equipment used in mining, construction, agriculture and over-the-road trucking. In addition, Lincoln offers the best lubrication equipment to meet the needs of automotive service professionals.



Worldwide support

With five technical support centers on three continents, and a network of distributors supported by regional sales and service offices, our customers can always draw on our worldwide resources.



Other Lincoln sites

Lincoln has developed new internet sites to better serve customers by providing information customized for their needs. Visit us at lincolnlube.com and mityvac.com.



SKF Lincoln Lubrication Management

For every industry, lubrication is vital to the performance of rotating equipment; when over 40% of maintenance cost are related to poor lubrication, proper management is crucial. The right quantity of the right lubricant applied at the right intervals is essential to achieving optimum application performance and maximum service life.

Together, SKF and Lincoln combine more than 300 years of experience in managing lubrication and reducing friction.

No matter where in the lubrication management journey you are, with SKF you can boost the performance that matters to your business.

Find out how on lincolnindustrial.com or skf.com/lubrication.

Hand-held greasing tools and accessories

- Battery-operated grease guns and accessories 6**
 - PowerLuber 12 V lithium ion battery-operated grease gun 6
 - PowerLuber 20 V lithium ion battery-operated grease gun series 1890. 8**
 - PowerLuber accessories. 12
- PowerLuber 120 V corded electric grease gun 14**
- PowerLuber air-operated grease gun 15**
- Manually operated grease guns 16**
 - Heavy-duty lever-type grease guns 17
 - Premium series grease guns 18
 - Premium series grease guns 19
 - Heavy-duty pistol grip-type grease guns 20
 - Grease gun mounting clamps and holders 21
 - Suction guns. 22
- Clear grease guns and grease gun tubes 23**
- Greasing hoses, adapters and accessories 24**
 - Hoses for grease guns and air-operated control valves 24
 - Whip hose extensions for PowerLubers 24
 - Grease couplers 26
- Grease fittings and grease fitting adapters. 29**
 - Packaged grease fittings 29
 - Boxed and bulk grease fittings 31
 - Grease fitting thread adapters, bushings, angle bodies and tools 33
- Bearing packers 34**



Model 1260



Model 1134



Model 1154



Model 1880



Model 5470



Model 816

Model 1260
Grease gun and battery only



Battery-operated grease guns and accessories

PowerLuber 12 V lithium ion battery-operated grease gun

Durable tool delivers solid performance

The 12-volt, Lithium-ion PowerLuber was developed to simplify and speed up the lubrication process making it easier for operators to properly maintain equipment. Featuring an updated powertrain, handle design and enhanced features, this grease gun is suitable for agricultural, automotive, construction, general maintenance and industrial applications. The 1260 series delivers grease at up to 8,000 psi (551 bar).

Designed to minimize the burden of manual lubrication, the 12-volt, Lithium-ion PowerLuber is a problem solver that provides operator convenience. This high quality tool can open stuck fittings that otherwise would require replacement if using a manual grease gun.

Work-ready design

The PowerLuber's three-point base keeps the tool upright and stable without being bulky. This feature allows access to tight areas and reduces operator fatigue when lubricating. Also, the tool has a convenient, built-in light emitting diode (LED) to illuminate the work area.

Features

- Work light – built-in LED illuminates the work area
- Three-point base – base keeps the grease gun upright for easy handling and helps to keep the tool clean of debris
- Battery charge indicator – displays battery charge
- Vent valve – the vent valve purges trapped air to help assure easy prime
- Follower design – Dual-lip follower design enables bulk or cartridge grease delivery and eliminates grease bypass
- Integrated hose holder and tube guide – the holder's unique design allows for secure hose storage and easy threading of the grease barrel
- Flex hose – the 30 in. (76 cm) high-pressure hose with anti-kink spring guards on each end
- Lithium-ion battery – Slide-on, 12-volt, lithium-ion battery reduces weight, yet outperforms NiCd batteries twice the size
- Mobile charger – Optional, one-hour mobile charger for quick charging in the field in vehicles with 12V or 24V DC outlets



Model 1262

Packed in a convenient heavy-duty carrying case molded from impact- and stain-resistant plastic. Model 1262 comes complete with the 12 V Li-ion **PowerLuber** (model **1260**) and battery (model **1261**) and AC charger (model **1870**).

Model 1264

Includes the same content as model 1262 plus a second 12 V Li Ion rechargeable battery (model 1261).

Model 1260-NB

12V Li-ion single-speed grease gun, tool only.

Accessories

Battery – model 1261

12 V Li Ion slide-on battery.

Charger – model 1870

AC charger for 12 to 20 V Li Ion batteries (110V).

Model 1875A

Mobile charger for use in vehicles using 12 or 24 V DC outlets.



Model 1890
Grease gun and battery only



PowerLuber 20 V lithium ion battery-operated grease gun series 1890

Powerful, versatile technology from the lubrication experts

The Lincoln model 1886 battery-powered grease gun offers the key features you need for tough jobs – nothing more and nothing less. The versatility of the two-speed design enables you to address all lubrication points with a single tool, protecting equipment and machinery from costly repair and downtime.

The tool's high-ratio gearing will move large quantities of grease quickly when needed, while its low gearing supports deliveries of up to 10,000 psi.

Like all Lincoln lithium-ion PowerLuber models, the 1886 features a stable, three-point stance to keep the tool upright. A bright LED work light illuminates fitting locations, and its premium grease follower prevents bypass to keep the tool clean.

The Model 1886 is suitable for lubrication applications of all types including agriculture, construction, automotive, trucking, heavy equipment, wind energy and general industry.

Features

- High-torque motor develops pressure up to 10,000 psi (690 bar)
- LED indicators identify loss of prime, empty cartridge or blocked fittings
- Battery energy gauge
- Two-speed transmission delivers 3.5 oz/min (99 g/min) on low and 10 oz/min (284 g/min) on high
- Heavy-duty composite body with protective rubber overmold
- Balanced, ergonomic design weighing 7.5 lb (3,4 kg)
- Hose holder
- Kit includes two extra grease couplers
- Includes dual-voltage charger compatible with all Lincoln Li-ion tools
- Slotted powerhead accepts should strap (optional)



Model 1886

20V Li-ion high-ratio dual-output grease gun comes packed in a convenient heavy-duty carrying case molded from impact- and stain-resistant plastic. Model **1886** comes complete with the 20V Li-ion **PowerLuber** (model **1890**), one battery (model **1871**), AC charger (model **1870**) and 48 in. (122 cm) high-pressure hose (model **1248HP**).

Model 1888

Includes the same content as model **1886** plus a second 20V Li-ion rechargeable battery (model **1871**).

Accessories

Battery – model 1872

20V, 4.0Ah Li-ion slide-on battery.

Battery – model 1871

20V, 2.5Ah Li-ion slide-on battery.

Charger – model 1870

One hour high-output 110V AC charger.

Model 1875A

One hour charger for use in vehicles and heavy equipment using 12 or 24 V DC outlets.



Model 1880
Grease gun and battery only



PowerLuber 20 V lithium ion battery-operated grease gun series 1880

Powerful, versatile technology from the lubrication experts

- **High pressure and volume**

The PowerLuber's redesigned, high-torque powerhead delivers grease at up to 10 000 psi (689,5 bar) in both high- and low-output settings. The new design reduces battery load and maximizes grease output per charge.

- **Accuracy and precision**

The tool's liquid crystal display (LCD) accurately indicates standard readings such as battery level and grease flow (grams or ounces). In addition, the LCD's flow meter detects the loss of prime, eliminating false readings to help ensure the equipment being serviced is properly lubricated.

- **Work-ready design**

The rugged PowerLuber's new three-point base keeps the tool upright and stable for easy handling without being bulky to allow easy access to fittings in tight spaces. Also, the tool has a convenient, built-in LED to illuminate the work area.

Features

- Multi-function LCD – display shows grease output and battery charge, and alerts the operator of blocked fittings and loss of prime
- Work light – built-in LED illuminates the work area
- Three-point base – base keeps the grease gun upright for easy handling and helps to keep the tool clean
- Two-speed digital grease output selector – switch from low-volume to high-volume dispensing with the touch of a button
- Vent valve and filler nipple – the vent valve purges trapped air to help assure easy prime, and the filler nipple facilitates a quick, clean refill for those who prefer to bulk fill their barrel
- Integrated hose holder and tube guide – the holder's unique design allows for secure hose storage, and the tube guide provides easy threading of the grease barrel
- Flex hose – the 36 in. (91 cm) flex hose comes with anti-kink spring guards on each end and is the ideal size for most lubrication tasks
- Lithium-ion battery – lithium-ion technology is powerful and efficient, delivering an even flow of energy and eliminating the slowdown associated with NiCad, while offering three times the charge cycles



Model 1882

Packed in a convenient heavy-duty carrying case molded from impact- and stain-resistant plastic. Model 1882 comes complete with the 20 V Li-ion **PowerLuber** (model **1880**) and battery (model **1871**) and AC charger (model **1870**).

Model 1884

Includes the same content as model 1882 plus a second 20 V Li Ion rechargeable battery (model 1871).

Model 1880-NB

20V Li-ion 2-speed grease gun with multifunction LCD; tool only.

Accessories

Battery – model 1872

20V, 4.0Ah Li-ion slide-on battery.

Battery – model 1871


20V, 2.5Ah Li-ion slide-on battery.

Charger – model 1870

One hour high-output 110V AC charger.

Model 1875A

One hour charger for use in vehicles and heavy equipment using 12 or 24 V DC outlets.



PowerLuber accessories

Batteries

Chargers



Model 1872

20 V, 4.0Ah Li-ion rechargeable slide-on battery for all 20 V Li-ion PowerLubers.

Model 1870

One hour high-output 110 V AC charger. For use with 12 and 20 V Li-ion PowerLuber batteries.



Model 1871

20 V, 2.5Ah Li-ion rechargeable slide-on battery for all 20 V Li-ion PowerLubers.

Model 1875A

One hour charger for use in vehicles and heavy equipment using 12 or 24 V DC outlets. For use with 12 and 20 V Li-ion PowerLuber batteries.

Model 1861

18 V Li-ion rechargeable slide-on battery for 1860 series PowerLubers.

Model 1410

110 V “smart” charger recharges batteries in less than one hour and recognizes battery condition when not in use. For use with both Lincoln model 1401 (14.4 V NiCad) and model 1801 (18 V NiCad) battery packs.



Model 1801

18 V NiCad rechargeable battery for 1840 series PowerLubers.

Model 1401

14.4 V NiCad rechargeable battery for 1440 series PowerLubers.

Model 1815A

One hour charger for use in vehicles and heavy equipment using 12 or 24 V DC outlets. For use with both Lincoln model 1401 (14.4 V NiCad) and model 1801 (18 V NiCad) battery packs.

Model 1261

12 V Li Ion slide-on battery.



Note: NiCad and Li Ion batteries are not interchangeable.

Model 1215

One hour charger for use in vehicles and heavy equipment using 12 V DC outlets. For use with 12 V NiCad battery model 1201.



Model 1215A

One hour fast charger for use in vehicles and heavy equipment using 12 or 24 V DC outlets. For use with 12 V NiCad battery model 1201.



Shoulder strap

Model 1414


Shoulder strap for hands-free movement from job to job (14.4 and 18 V PowerLubers only).



PowerLock coupler

Model 5900

Lever-action coupler for quick attachment and release. Reverse jaw design holds the fitting securely to the seat for single-handed operation. Durable, all-steel construction with flexible rubber sleeve.



PowerLuber accessories – whip hoses						
Model	Description		Thread size		Maximum pressure Working	
	in.	cm	Inlet UNEF	Outlet NPT (m)	psi	bar
–			in.	in.		
1218	18	46	7/16	1/8	7 500	517
1224	24	61	7/16	1/8	7 500	517
1230	30	76	7/16	1/8	7 500	517
1236	36	91	7/16	1/8	10 000	689
1248HP	48	122	7/16	1/8	10 000	689



Model AC2440



PowerLuber 120 V corded electric grease gun

Corded AC power

The first of its kind in the industry, the 120 V corded PowerLuber's motor provides the highest torque values in its class. Its variable speed trigger combines with a two-speed transmission for precise flow control. Ideal for filling grease reservoirs, the 120 V grease gun is an excellent alternative to pneumatic lube tools.

Features

- High torque 120 VAC motor
- Unmatched for power, longevity and performance
- Variable speed trigger combines with the 2-speed transmission for excellent flow control
- Excellent for refilling grease reservoirs
- Excellent alternative to pneumatic lube tools
- Pressure relief valve to prevent motor overload
- Check-ball accessibility allows easy cleaning of contaminated or hardened grease
- Includes 30 in. (762 mm) hose (model 1230)



120 V PowerLuber technical data

Models	AC2440 / AC2400 ²⁾
Voltage	120 V
Transmission	2-speed transmission with variable speed trigger
Lube capacity	16 oz. (454 cm ³) bulk/14.5 oz. (411 cm ³) cartridge
Grease flow indicator	Patented stroke counter
Output pressure	7 000 psi (483 bar)
Output rate per minute¹⁾	3,6 (L) to 8.0 oz. (H) [102 (L) to 227 cm ³ (H)]
Cartridges dispensed per charge¹⁾	Unlimited
Overload protection	Pressure relief valve, thermal protector
Bulk filler valve	Yes
Quick vent – air purge valve	Yes
Hose type	30 in. (762 mm) high pressure with dual spring guards and model 5852 coupler
Compact carrying case	Yes (model AC2440 only)
Hose, coupler, cord clip	Yes
6 ft. (1,8 m) power cord	Yes

¹⁾ At 1 000 psi (69 bar) back pressure
²⁾ Does not include carrying case

PowerLuber air-operated grease gun

Model 1162


The variable speed trigger provides excellent grease flow control while the advanced pump design eliminates traditional priming issues

- Outstanding durability and dependability
- Fully automatic, continuous operation
- Variable-speed trigger
- Accessible check valve assembly
- Comfortable grip
- 30 in. (762 mm) high-pressure hose with coupler and attachment clip (model **1230**)
- Includes a combination filler nipple and bleeder valve
- Superior flow performance obtained through advanced design
- Standard grease cartridge



Model 1162 PowerLuber technical data

Pump ratio	40:1 at 150 psi (10 bar)
Maximum grease pressure	6 000 psi (414 bar)
Air pressure range	40 to 150 psi (2.8 to 10.3 bar)
Lube capacity	16 oz. (454 cm ³) bulk/14.5 oz. (411 cm ³) cartridge
Weight	5.375 lbs. (2,4 kg)



Manually operated grease guns



Lincoln – the brand the pros demand for quality lubrication tools

For over a century the industry has recognized Lincoln as the leader in professional lubrication tools. Professional automotive, agricultural and industrial mechanics depend on Lincoln tools for their livelihood. Lincoln tools offer a lifetime of performance and are backed by the most comprehensive warranty in the industry.

Lincoln hand-held grease guns offer:

- Rugged cast pump head for strength and durability.
- Jam-proof toggle mechanism prevents binding.
- Performance-proven design.
- Locking follower rod with removable end cap.
- Extra-heavy follower spring insures positive priming and uninterrupted pumping action.
- Accessible check valve allows easy cleaning without gun disassembly.
- Follower rod locks into follower to force prime.
- Precision fit and hardened plunger prevents lubricant bypass, resists scoring for longer life.

Grease gun comparison chart

Includes	1142	1148	1013
Durable high-pressure grease gun	X	X	X
Precision fit and hardened plunger	X	X	X
Accessible check valve	X	X	X
5852 hydraulic coupler	X	X	X
Rugged cast head	X	X	X
Locking follower rod	X	X	X
Removable end cap	X	X	X
Variable stroke/variable pressure		X	X
Multi-port pickup for greasing in tight areas		X	X
Air purge valve		X	
Large piston and bore			X
High output setting			X
360° rotating extension			X
Quick adjustment handle			X
Plated barrel, head and handle			X
Bulk filler nipple			X
Ergonomic hand grip			X

Heavy-duty lever-type grease guns

Model 1142

Designed for rough treatment on the job with a cast iron pump head, precision fit plunger and extra heavy follower spring.

Model 1147

Same as model 1142 with 18 in. (457 mm) whip hose and coupler.

Model 1148

Premium version of our popular model 1142. This pump head includes dual grease inlet ports that provide the user the option of high pressure or high volume delivery. The tool also includes a comfortable vinyl grip and vent valve for purging air.

Model 1151

Same as model 1142 but holds 21 oz. (595 cm³) bulk.

Model G100 lever action


Features non-slip grip, steel block head. Uses standard 14 oz. (397 g) grease cartridge.

Model G103 3 oz. (85 g) lever action

The perfect tool for low-volume greasing applications. Compact and lightweight, it's ideal for do-it-yourself auto repair, lawn and garden, ATV, marine, motorcycles, trailers and more. Unlike other 3 oz. (85 g) models, the G103 incorporates the traditional lever-action design providing better handling and much higher output pressure.

Key features:

- Lever-action design produces 6 000 psi (414 bar), far exceeding mini pistol-grip models
- Cast aluminum head, powder-coated barrel, comfortable vinyl grip
- Uses 3 oz. (85 g) cartridge or can be hand packed or bulk filled
- Conveniently stores in tool box or tray
- Optional 12 and 18 in. (305 and 457 mm) flex hoses available separately
- Jam-proof handle mechanism
- Replaceable hydraulic grease coupler



Lever-type grease guns

Model	Capacity size		Cartridge		Extension	Coupler	Size ¹⁾	
	Bulk							in.
–	oz.	grams	oz.	grams	–	–		
1142	16	454	14.5	411	62028, 6 in. (152 mm)	5852	21 3/4	552
1147	16	454	14.5	411	71518, 18 in. (457 mm) hose	5852	21 3/4	552
1148 *	16	454	14.5	411	62028, 6 in. (152 mm)	5852	21 3/4	552
1151	21	595	14.5	411	62028, 6 in. (152 mm)	5852	24 1/2	622
G100	16	454	14	397	5 in. (127 mm)	G300	19	482
G103	3.2	90	3	85	62028, 6 in. (152 mm)	G300	9 1/2	240

¹⁾ Includes rigid extension
 Specifications: output 1 oz. (28 cm³) per 33 strokes using No. 1 grease at 70 °F (21 °C). Barrel diameter 2 1/4 in. (57 mm)
 *⚠️ WARNING California Proposition 65: Cancer and reproductive harm. www.P65Warnings.ca.gov

Premium series grease guns




Simple to operate with the press of a thumb

The new Lincoln model 1154 simplifies lubrication. The grease gun's unique features allow applications of all types to be completed more quickly and with less effort. The heavy-duty model 1154 toggles between high-pressure and high-volume with the press of a thumb.





Grease can be dispensed more efficiently to all lube locations including those with high-volume requirements or clogged fittings. The pressure and volume requirements of various lube points can now be easily addressed making the job simpler and less time consuming allowing the vehicle or equipment to be placed back into operation quickly. Using the Lincoln 1154 in the volume mode on a 1 oz lubrication point requires only 12 strokes compared to 35 on a standard grease gun. When clearing a blocked fitting, by switching to the pressure setting, the grease gun's 10,000 psi will open it quickly. The grease gun is perfect in the rough working environments of agriculture, construction, and vehicle repair where reliable, durable tools are critical.



Dual-piston Model 1154

- Thumb-operated switch to toggle between high-pressure and high-volume positions
- Provides quick and efficient lubrication
- Appropriate for high-volume applications such as large joints, bushings and bearings, or large surface areas such as fifth wheels, chains and conveyors
- Suitable for high-pressure applications such as track adjusters, clogged fittings and high-tolerance locations (10,000 psi)
- Quick-prime design has the tool operational immediately
- Combined bulk filler / vent valve
- Includes premium coupler model 5852



Dual-piston

Model	Capacity size Bulk		Cartridge		Selector V				Selector P			
	oz.	g	oz.	g	Output per 12 strokes*		Pressure		Output per 38 stroke*		Pressure	
					oz.	g	psi	bar	oz.	g	psi	bar
1154	16	454	14.5	411	1	28	3,000	200	1	28	10,000	690

* Average grease gun is approx. 35 strokes per oz

Premium series grease guns

Dual pressure – dual output

Model 1013 and 1145

- High-output setting delivers twice the grease per stroke
- High or low pressure for light- or heavy-duty greasing action
- Full pressure on short strokes for heavy greasing in tight places; develops full pressure with just ¼ in. (6,35 mm) stroke
- Extension swivels 360° for hard-to-reach fittings
- Plated barrel, head and handle
- Handy three-way loading: cartridge, filler pump or bulk
- Comfortable, ergonomic grip

Dual pressure

Model	Capacity size		Extension	Size		Maximum pressure			
	Bulk	Cartridge		in.	mm	psi	bar		
–	oz.	cm ³	oz.	cm ³	–	–	–		
1013	16	454	14.5	411	6 in. (152 mm) model 62028 and model 5852 hydraulic coupler	22 ½	572	7 000/ 4 000	483/ 276
1145	21	595	14.5	411	6 in. (152 mm) model 62028 and model 5852 hydraulic coupler	25 ¼	641	7 000/ 4 000	483/ 276

Specifications: Output at low pressure 1 oz. (28 cm³) per 18 strokes; at high pressure 1 oz. (28 cm³) per 33 strokes using No. 1 cup grease at 70 °F (21 °C). Barrel diameter 2 ¼ in. (57 mm)

High pressure

Model	Capacity size		Extension	Size		Maximum pressure			
	Bulk	Cartridge		in.	mm	psi	bar		
–	oz.	cm ³	oz.	cm ³	–	–	–		
1035	21	595	14.5	411	6 in. (152 mm) model 62028 and model 5845 coupler	27 ¼	692	7 000	483

Specifications: Lubricant output 1 oz. (28 cm³) per 25 strokes using No. 1 cup grease at 70 °F (21 °C). Barrel diameter 2 ¼ in. (57 mm)

Volume

Model	Capacity size		Extension	Size		Maximum pressure			
	Bulk	Cartridge		in.	mm	psi	bar		
–	oz.	cm ³	oz.	cm ³	–	–	–		
1037	21	595	14.5	411	6 in. (152 mm) model 62028 and model 5845 coupler	27 ¼	692	3 000	207

Specifications: Lubricant output 1 oz. (28 cm³) per 9 strokes using No. 1 cup grease at 70 °F (21 °C). Barrel diameter 2 ¼ in. (57 mm)

Precision high pressure and volume

Model 1035 and 1037

- Exclusive toggle mechanism design uses compound leverage for high-pressure pumping with little effort
- Rust resistant plated gun barrel and handle, black enamel head
- Equipped with filler nipple for fast refill from Lincoln filler pump
- 21 oz. (595 cm³) bulk capacity for heavy-duty greasing applications
- High volume (model **1037**) delivers 1 oz. (28 cm³) in just nine strokes

Model 1013



Model 1145



Model 1035



Load pin in rear position for high-output delivery

With handle in rear shift position, grease is delivered at low pressure [maximum 4 000 psi (276 bar)] with strokes from ¼ to 12 in. (6,35 to 305 mm). Output 1 oz. (28 cm³) per 18 full strokes.

Load pin in front position for high pressure delivery

With handle in front shift position, grease is delivered at high pressure [maximum 7 000 psi (483 bar)] with strokes from ¼ to 9 in. (6,35 to 229 mm). Output 1 oz. (28 cm³) per 33 full strokes.



Heavy-duty pistol grip-type grease guns

Model 1132

Fast, one-hand operation with similar features and benefits of Lincoln lever-type grease guns. Includes 5 in. (127 mm) extension with coupler.

Model 1133

Same as model 1132 with 18 in. (457 mm) whip hose and coupler.

Accessories

Model 91108 filler nipple

Enables hand guns to be loaded using filler pump method. Includes ball check; 1/8 in. NPT (m).



Model 1134

Extra-heavy-duty pistol grip grease gun. Cast head design. Jam proof handle return mechanism. Develops up to 7 500 psi (517 bar). Includes both 18 in. (457 mm) whip hose with coupler and 6 in. (152 mm) rigid tube. Variable stroke allows a high pressure option for high tolerance applications. Includes combination air bleeder/filler nipple to bulk fill and easily release trapped air.



Pistol grip grease guns

Model	Capacity size		Cartridge		Extension	Coupler	Size	
	oz.	cm ³	oz.	cm ³			–	in.
1133	16	454	14.5	411	71518 18 in. (457 mm) hose	5852	15 1/2	394
1132	16	454	14.5	411	6 in. (152 mm) straight pipe	5852	15 1/2	394
1134	16	454	14.5	411	18 in. (457 mm) flex hose, 6 in. (152 mm) straight pipe	5852	15 1/2	394
G112	16	454	14.5	411	4 in. (102 mm) straight pipe	G300	19	482
G113	16	454	14.5	411	18 in. (457 mm) flex hose	G300	19	482

Grease gun mounting clamps and holders

Model 82770 heavy-duty grease gun mounting clamp

Can be mounted to almost any surface. Simple to fasten and disengage, the clamp secures grease guns up to 10 lb. (4.5 kg) and offers a latch as a secondary security option for mobile applications. The easy-to-mount clamp features an elongated, pre-drilled base designed for various applications and mounting configurations. Holds grease guns using a standard 14-ounce (400 g) barrel.

Model 82760 grease gun holder

Can be mounted to almost any surface. Holds grease guns and suction guns with 2 1/4 in. OD barrel. Holds guns until ready to use. Not for use with CLR tubes.

Model G160 grease gun holder

Holds grease and suction guns with 2 1/4 in. OD barrel. Mount to any surface. Not for use with CLR tubes.





Suction guns

Model 616 fluid extractor/dispenser

Simple-to-use, syringe-action tools feature a large, 1.5-liter fluid reservoir, twist-valve and dual-seal piston designed to transfer fluids quickly with no mess.

- Sturdy, polymer-based construction
- Cylinder marked with fluid levels
- Rubber grip for operator convenience
- Double-seal design prevents leaks at the piston
- Integrated stand to prevent rolling
- Twist-valve on hose end eliminates fluid leaks
- Clear, 16-inch hose enables operator to see fluid being transferred

Model 617 DEF fluid extractor/dispenser

Same as model 616 except comes with DEF compatible hose.

Model 615 suction gun

18 oz. (532 cm³) capacity with 12 in. (304,8 mm) flex hose. Perfect for draining and filling differentials, clutches, power steering reservoirs and transmissions. Needs no priming. Features heavy-duty steel barrel and non-slip knurling.

Model G150 suction gun

Holds up to 17 oz. (503 cm³) of fluid. Flexible nozzle.

Suction guns

Model	Capacity size		Extension	Size ¹⁾	
	Bulk			in.	mm
–	oz.	cm ³	–	in.	mm
616	50.7	1 500	16 in. (406 mm)		
617	50.7	1 500	16 in. (406 mm)		
615*	18	532	12 in. (305 mm)	14	356
G150*	17	503	12 in. (305 mm)	13 1/2	343

¹⁾ Includes rigid extension
 Specifications: output 1 oz. (28 cm³) per 33 strokes using No. 1 grease at 70 °F (21 °C). Barrel diameter 2 1/4 in. (57 mm)
 ⚠ **WARNING** California Proposition 65: Cancer and reproductive harm. www.P65Warnings.ca.gov

Clear grease guns and grease gun tubes

Lincoln's premium line of clear grease guns for 100% positive grease identification


Not all grease is created equally – different equipment, machines, bearing types and vehicles require different types of grease. Proper identification of the grease once installed in a grease gun can be challenging. Lincoln's clear tube allows for quick grease identification eliminating the risk of mixing incompatible or unspecified greases.

Built to last – the high strength clear tube and aircraft aluminum adapters create one of the most durable tube assemblies in the industry. Traditional steel tubes are subject to damage in the workplace through drops and hits from other tools. The Lincoln clear tube design is impervious to this type of damage. Its resilient shell eliminates waste from grease bypass.

Military proven – Lincoln's clear tube design was developed successfully for military maintenance support. The clear tube is being used successfully in these harsh environments, and it provides the 100% grease identification they demand.

The clear design enables:

- Positive grease type identification (bulk or cartridge)
- Visual confirmation of quantity of grease remaining in tube (bulk)
- Visual confirmation of air pockets eliminating the loss of prime (bulk)
- Visual confirmation of grease separation or contamination (bulk)
- Perfect concentricity and resilience eliminates bypass (bulk or cartridge)
- Visual recognition of grease brand promotes quality of shop (cartridge)



Clear grease gun models

Model	Description
1100CLR	Tube only , clear with blue ends – for easy conversion from standard Lincoln steel tubes
1100MLBK	Tube only , clear with black ends – for easy conversion from standard Lincoln steel tubes
1134CLR	Gun, heavy-duty pistol with clear tube
1142CLR	Gun, lever with clear tube
1148CLR*	Gun, lever deluxe with clear tube

Clear tube kits (model 1100CLR) are available to allow the conversion of grease guns currently in use
 *⚠️ **WARNING** California Proposition 65: Cancer and reproductive harm. www.P65Warnings.ca.gov

Greasing hoses, adapters and accessories

Hoses for grease guns and air-operated control valves

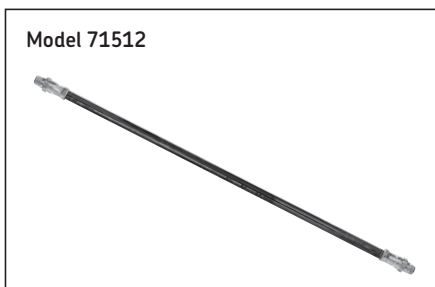


Model 5812

Strategically placed coil spring provides nonslip, push-pull grip and prevents accidental kinking which could cause hose ruptures.

Premium extensions for grease guns and air-operated control valves

Model	Description		Thread size		Maximum pressure	
	in.	mm	NPT (m)	in.	psi	bar
–						
5812	12	305	1/8		4 500	310
5818	18	457	1/8		4 500	310
5861	36	914	1/8		4 500	310




Model 71512

Hose extensions for manually operated grease guns, packaged

Model	Description		Thread size		Maximum pressure		Burst pressure	
	in.	mm	inlet NPT (m)	outlet NPT (m)	psi	bar	psi	bar
–								
71512	12	305	1/8	1/8	3 000	207	12 000	827
71518	18	457	1/8	1/8	3 000	207	12 000	827
G212	12	305	1/8	1/8	3 500	241	14 000	965
G212S*	12	305	1/8	1/8	3 500	241	14 000	965
G218	18	457	1/8	1/8	3 500	241	14 000	965
G218S*	18	457	1/8	1/8	3 500	241	14 000	965

* With spring guard



Model G212



Model G212S

Extensions for manually operated grease guns, bulk (unpackaged)

Model	Description		Thread size		Maximum pressure		Burst pressure	
	in.	mm	in.	in.	psi	bar	psi	bar
–								
75912CL	12	305	1/8		3 000	207	12 000	827
75918CL	18	457	1/8		3 000	207	12 000	827
75924CL	24	610	1/8		3 000	207	12 000	827
75936CL	36	914	1/8		3 000	207	12 000	827

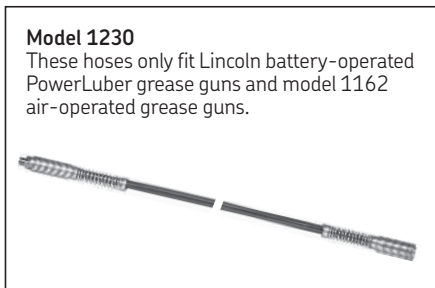


Model 1248HP

Whip hose extensions for PowerLubers

PowerLuber whip hoses

Model	Description		Thread size		Maximum pressure	
	in.	mm	inlet UNEF	outlet NPT (m)	psi	bar
–						
1218	18	457	7/16	1/8	7 500	517
1224	24	610	7/16	1/8	7 500	517
1230	30	762	7/16	1/8	7 500	517
1236	36	914	7/16	1/8	10 000	689
1248HP	48	122	7/16	1/8	10 000	689



Model 1230

These hoses only fit Lincoln battery-operated PowerLuber grease guns and model 1162 air-operated grease guns.

Assemblies for standard hydraulic fittings

Model	Whip hose		Coupler	Thread size NPT (m)	Maximum pressure Working		
	in.	mm			psi	bar	
81725	5818	18	457	5845	1/8	4 500	310
81726	5812	12	305	5845	1/8	4 500	310
81795*	5812	12	305	5845	1/8	4 500	310

* Includes model 81980 locking sleeve



Assemblies for button-head couplers with swivel

Model	Whip hose		Coupler	Thread size NPT (m)	Maximum pressure Working		
	in.	mm			psi	bar	
3029	5812	12	305	80933/large	1/8	4 000	276
3034	5812	12	305	81458/standard	1/8	4 000	276
3055	5861	36	914	81458/standard	1/8	4 000	276
3056	5861	36	914	80933/large	1/8	4 000	276



Flexible and rigid extension adapter

Model 5858

Maximum working pressure 5 000 psi (345 bar). Allows operator to switch from flexible to rigid extension with one hand. Overall length 13 in. (330 mm). 1/8 in. NPT (m). For use on hand guns or air operated grease control valves.

WARNING!
Whip hose models **3029, 3034, 5812, 5818, 5861, 81725, 81726, 81795**

Install as shown





Hydraulic coupler displays

Grease couplers

Hydraulic couplers – standard

- 6 000 psi (408 bar) maximum operating pressure.
- For all hydraulic type grease fittings.
- Small outside diameter permits easy contact with recessed fittings.
- Built-in ball check prevents leak and lubricant backup.
- Inlet 1/8 in. NPT (f).
- Bulk model **245978**

Special access grease couplers

Model 5883 90° grease coupler

- Provides access to difficult to reach fittings.
- Allows for easy lubrication in tight areas.

Button-head couplers and adapters

Model 80933

4 000 psi (276 bar) maximum operating pressure. For pull-on, push-on or hook-on service. Use with large 7/8 in. (22 mm) diameter button-head fittings. 7/16 in.-27 (f) thread.

Model 81458


Same as model 80933 except for 5/8 in. (16 mm) diameter button-head fittings.

Model 10460

5 000 psi (345 bar) maximum operating pressure. For adapting standard or large button-head couplers to hose with 1/8 in. NPT connections. 1/8 in. NPT (f) x 7/16 in.-27 (m) thread. Use gasket model 31138, not included.

Model 10536

4 500 psi (310 bar) maximum operating pressure. For adapting standard or large button-head couplers to hose with 3/8 in. NPT connections. 3/8 in. NPT (f) x 7/16 in.-27 (m) thread. Use gasket model 31138, not included.



Hydraulic coupler displays

Model 5852

- One hydraulic coupler in a resealable clamshell.
- 3-jaw design

Model 5852-2

- Two hydraulic couplers in the same clamshell as model 5852.

Model 5852-5

- Contains five couplers; reduces cost per unit.

Model 5852-54 counter display

- Contains 54 couplers in a displayable box; best value.

Model 5845 heavy-duty

- 7 500 psi (517 bar) maximum operating pressure.
- 11/16 in. hex
- Inlet 1/8 in. NPT (f)
- Bulk model 245976

Model 5848 adapter

- 7 500 psi (517 bar) maximum operating pressure.
- Built-in swivel allows full 360° circle.
- Locks in any one of eight 45° positions.
- Adjustable coupler section permits contact with fittings in reverse positions.
- Angle body has 1/8 in. NPT (f) inlet permits addition of pipe extension when required.

Model G300 standard grease coupler

For use with most hand-operated grease guns and equipment. 1/8 in. NPT 4-jaw design.

Grease coupler extensions and adapters

Model 5834

7 500 psi (517 bar) maximum operating pressure. Includes model 5845 coupler and model 62028 6 in. (152 mm) extension tube. 1/8 in. NPT (m) connection.

Model 5853

6 000 psi (408 bar) maximum operating pressure. Includes model 5852 hydraulic coupler and model 62028 6 in. (152 mm) extension tube. 1/8 in. NPT (m) connection.

Rigid extensions

Model 62028

6 in. (152 mm) length. Tough, heavy-wall seamless steel tubing. 1/8 in. NPT (m) at each end.

Model 62061

Same as model 62028 except 12 in. (305 mm) length.

Model 62117

Same as 62028 except 18 in. (457 mm) length.

Quick-connect grease accessories

Model 5884*

Contains model 5883 90° grease coupler plus a quick-connect locking sleeve for fast access to hard-to-reach lube points.

Model 5859 angle*

- 90° angle solves problem of contacting so-called “inaccessible” grease fittings.
- Design eliminates need to remove “deep dish” wheels for lubrication of the tie rod ends and ball joints.
- Use to service cars, truck, machines and farm equipment.

Model 5855 recessed*

Straight extension. Use to lubricate recessed fittings where obstructions will not permit use of hydraulic coupler. Includes extension and locking sleeve.

Model 81980 locking sleeve*

For adapting any 1/8 in. NPT (m) extension to a hydraulic coupler.

Model 5849 360 degree*

7 500 psi (517 bar) maximum operating pressure. Includes model 5848 360° coupler for full swivel, 2 in. (51 mm) steel extension tube and locking sleeve.

* With quick-connect locking sleeve.

Model 5834



Model 5853



Model 62028



Model 5884*



Model 5859*



Model 5855*



Model 81980*



Model 5849*



WARNING!

Never point needle nozzles, adapters or coupler at any part of the body or another person.

Model 5803



Model 82784*



Model 83278*




Model 5805*



Model 5807*



Model 58000



Needle nozzles

Model 5803

Allows operator to contact flush type or hard-to-reach hydraulic type fittings. 1/8 in. NPT (f) thread.

Model 5806

Same as model 5803 except 6 in. (152 mm) length.

Model 82784 *

Same as model 5803 except with extension and locking sleeve.

Model 83278 *

Use to lubricate U-joints and spindles. Attaches to hydraulic coupler of control valve or grease gun. Includes rubber tip.

Impact fitting cleaner

Model 5805

- Clears hardened grease from fittings/joints.
- Includes steel drive cylinder, piston, safety shield, high-pressure hose and model 5852 coupler and carrying case.

Grease injection tool

Model 5807 *

- Provides a solution to noisy sealed bearings, joints, chassis pivot points, dry splines, etc.
- Provides a way to apply a long-lasting lubricant into close-fitting areas
- Allows access into difficult-to-reach areas
- Includes a quick-connect coupler to limit grease by-pass
- Includes a threaded protective cap that removes and reattaches safely and easily
- Quickly attaches to all 3- and 4-jaw grease couplers
- For use with hand guns only

Grease adapter kit

Model 58000 *

Heavy-duty lube accessory kit contains quick-connect versions of seven of Lincoln's most popular lube accessories. Use with all standard grease guns and dispensing devices. Includes models: 5849, 5855, 5859, 5884, 81795, 82784 and 83278.

* *With quick-connect locking sleeve.*

WARNING!

Never point needle nozzles, adapters or coupler at any part of the body or another person.

Grease fittings and grease fitting adapters

Packaged grease fittings

Packaged fittings – U.S. threads

All the most popular fittings and sizes.

Model 5468 Mini

Ten assorted grease fittings in three popular sizes, blister packed on one card.

Model 5468 – assortment contents

Quantity	Description
–	in.

6	1/4-28 straight
2	1/4-28 45°
2	1/4-28 90°

Model 5470 economy

24 assorted grease fittings in six popular sizes, blister packed on one card.

Model 5470 – assortment contents

Quantity	Description
–	in.

6	1/8 NPT straight
6	1/4-28 straight, short thread
3	1/8 NPT 45° angle
3	1/4-28 45° angle, short thread
3	1/8 NPT 90° angle
3	1/4-28 90° angle, short thread

Model 5469 deluxe

100 assorted grease fittings in six popular sizes. Sturdy, easy to handle transparent dispenser box has labeled and illustrated compartments.

Model 5469 – assortment contents

Quantity	Description
–	in.

20	1/8 NPT straight
40	1/4-28 straight, short thread
10	1/4-28 45° angle, short thread
10	1/8 NPT 65° angle
10	1/8 NPT 90° angle
10	1/4-28 90° angle, short thread

1/4 in.-28 SAE taper thread packs

Short thread grease

Model	Description
–	in.

5191	Card of (10) straight fittings
5291	Card of (10) 45° angle fittings
5491	Card of (10) 90° angle fittings

1/8 in. NPT pipe thread packs

Grease fittings

Model	Description
–	in.

5190	Card of (10) straight fittings
5290	Card of (10) 45° angle fittings
5490	Card of (10) 90° angle fittings



Model 5469





Packaged fittings – metric threads

All the most popular fittings and sizes.

Model 5184 Mini

An assortment of three of the most used 6 mm sizes and configurations blister packed on one card.

Model 5184 – assortment contents

Quantity	Description
–	mm
6	6 mm straight
2	6 mm 45°
2	6 mm 90°

Model 5185 economy

30 grease fittings in three of the most popular 6 mm metric sizes blister packed on one convenient card.

Model 5185 – assortment contents

Quantity	Description
–	mm
16	6 mm straight
6	6 mm 45°
8	6 mm 90°



Model 5186 deluxe

100 assorted grease fittings in all the most popular metric sizes. Sturdy, easy to handle dispenser box has labeled and illustrated compartments.


Model 5186 – assortment contents

Quantity	Description
–	mm
40	6 mm straight
20	6 mm 45°
10	6 mm 90°
5	8 mm straight
5	8 mm 45°
5	8 mm 90°
5	10 mm straight
5	10 mm 45°
5	10 mm 90°

Boxed and bulk grease fittings

Bulk and boxed fittings – 1/8 in. NPT thread

Model Bulk (each)	Model 100 piece box	Description	Size	
–	–	–	in.	mm
5000	5000C	Straight	21/32	16,7
5003	5003C	Straight	1 1/4	31,8
5200	5200C	45° angle	7/8	22,2
5300	5300C	65° angle	29/32	23,1
5400	5400C	90° angle	27/32	21,4






Bulk and boxed fittings – 1/4 in. NPT thread

Model Bulk (each)	Model 100 piece box	Description	Size	
–	–	–	in.	mm
5050	5050C	1/4 NPT straight	15/16	23,8
5350	5350C	1/4 NPT 65° angle	1 5/32	29,4

Bulk and boxed fittings – 1/4 in.-28 NPT thread

Model Bulk (each)	Model 100 piece box	Description	Size	
–	–	–	in.	mm
5010	5010C	Straight – short thread	1/2	12,7
5013	5013C	Straight – long thread	11/16	17,5
5527	5527C	Straight – short thread	31/64	12,3
5210	5210C	45° angle – short thread	7/8	22,2
5410	5410C	90° angle – short thread	25/32	19,8



Bulk and boxed fittings – metric threads

Model Bulk (each)	Model 100 piece box	Description	Size	
			mm	in.
–	–	–	–	–
5175	5175C	Straight	6	0.24
5176	5176C	45°	6	0.24
5177	5177C	90°	6	0.24
5178	5178C	Straight	8	0.32
5179	5179C	45°	8	0.32
5180	5180C	90°	8	0.32
5181	5181C	Straight	10	0.39
5182	5182C	45°	10	0.39
5183	5183C	90°	10	0.39



Button head fittings

Model Bulk	Model 100 piece box	Description	Size	
			in.	mm
–	–	in.	–	–
5701	5701C	1/8 NPT (m) thread	25/32	19,8
5706	5706C	1/4 NPT (m) thread	53/64	21,0



Drive-type fittings

Model Bulk (each)	Model 100 piece box	Description	Size		Diameter	
			in.	mm	in.	mm
–	–	–	–	–	–	–
5033	5033C	Straight	9/16	14,3	3/16	4,8
5385	5385C	65° angle	13/16	20,6	3/16	4,8
5318	–	65° angle	49/64	19,4	1/4	6,4
5031	5031C	Straight	37/64	14,7	5/16	7,9



! Important ordering information

To order **bulk fittings**: specify exact quantity desired. Product will arrive in one package containing that quantity.

To order **100 piece boxed fittings**: specify exact quantity of boxes desired. Product will arrive in boxes containing 100 fittings each.

Grease fitting thread adapters, bushings, angle bodies and tools

Fitting bushings and angle bodies

Fitting bushings and angle bodies

Model	Description	Size NPT
–	–	in.
10461	Hex bushing	1/8 (f) x 1/4 (m)
10787	Face bushing	1/8 (f) x 1/4 (m)
20028	45° angle body	1/8 (f) x 1/8 (m)
20029	90° angle body	1/8 (f) x 1/8 (m)
20026	90° angle body	1/4-28 (m) x 1/8 (f)

Easy-out tools

A combination tool used to remove worn or broken fittings and to retap holes for installation of new fittings. Tool contains sockets for removing both straight and angle fittings. May also be used to remove old pin-type fittings.

Model 66953

For tapping 1/4 in.-28 threads and removal of both 3/8 and 5/16 in. hex. straight or angle fittings.

Model 90776

For tapping 1/8 in. NPT threads and removal of 7/16 in. hex. straight or angle fittings.

Model G904 small 4-way grease fitting tool

For tap repair of damaged threads (1/4 in. -28 NPT) and removal of broken fittings.

Model G905 large 4-way grease fitting tool

For tap repair of damaged threads (1/8 in. NPT) and removal of broken fittings.


Fitting drive tools

Model 11485

Use to install straight drive-type fittings only.

Model 11509

Use to install angle drive-type fittings only.



Bearing packers

Model 224



Model 816



Model 102891



Model 844



Model 102697



Model 102929



Flush and pack in one operation eliminating inefficient and messy hand packing.

Model 224

Universal bearing packer forces out old grease while evenly injecting fresh grease. Pack bearing up to 4 1/2 in. OD. Connects to standard grease coupler.

Model 816

Services bearings with 5/8 to 1 1/2 in. ID. This versatile, compact unit mounts on work-bench or wall. Bearing is flushed and packed by contacting fitting in packer head with power gun control valve or by high-pressure hand gun. Overall dimension (height x width): 4 1/2 x 4 in. (114 x 102 mm) 3 1/4 in. OD.

Model 102891

Bearing packer head only; for bench mounting or attachment to any Lincoln air-operated economy, series 20 or 40 grease pump. Services bearings 1 3/4 to 9 1/2 in. OD with minimum ID of 9/16 in. Accepts grease through fitting from high-pressure control valve or hand gun. For bench mount use 1/2 in. (12,7 mm) pipe flange.

Model 844

Services bearings to 9 1/2 in. OD with minimum 9/16 in. ID. Includes adapter model 45987 to service bearings from 1 to 1 3/4 in. OD. For use with 120 lb. (54 kg) original refinery container (not included). Includes model 84780 universal follower.

- Specifications:
 - Maximum pressure 800 psi (55 bar). 1 oz. (28 ml) per stroke.
- Finish:
 - Drum cover in red enamel, pump head and handle in black.
- Dimensions:
 - Overall height 41 7/8 in. with standard 120 lb. (54 kg) drum.

Model 102697 super speed packer

Services bearings with 5/8 to 1 1/2 in. ID with up to 3 1/4 in. OD on passenger cars, light trucks and farm vehicles. Clamps securely on 25 to 50 lb. (11 to 22 kg) original refinery container. Primes easily and pumps efficiently even when using heavy greases at low temperatures. Includes flexible follower.

- Finish:
 - Drum cover in red enamel.
- Dimensions:
 - Overall height 21 in.

Model 102929

Same as model 102697 except has larger packer head to service bearing to 9 1/2 in. OD with minimum ID of 9/16 in. Includes adapter to permit servicing smaller bearings of 1 to 1 3/4 in. OD. Includes flexible follower plate.

Pumps and accessories

Series 20, 25 and 40 pumps	36
Medium-pressure oil pumps	36
Medium-pressure pump accessories.	41
High-pressure grease pumps	44
High-pressure grease pump accessories	48
PowerMaster and PileDriver pumps	49
PowerMaster III	49
PowerMaster III air-operated oil pump specifications.	50
PowerMaster III grease pump specifications	51
PileDriver III oil pump specifications	52
PowerMaster III air-operated oil pumps	53
PowerMaster III grease pumps	54
PowerMaster II pumps	55
PowerMaster II air-operated oil pumps	58
PowerMaster II grease pumps	58
PowerMaster II and III pump accessories.	59
Hydraulic PowerMaster motor.	63
Air-operated diaphragm pumps	69
Air-operated diaphragm pump accessories	71
Transfer pumps	72
1:1 air-operated piston transfer pumps	73
Multi-fluid (DEF compatible) transfer pumps	74
Transfer pump accessories.	75
Bulk oil systems	76
Series 20 corrosive fluids pumps	77
Value series transfer pumps	78
Heavy-duty, air-operated grease pumps	80
Manually operated high-pressure grease pumps	85
Air-operated gear lube and ATF pumps	88
Rotary drum pumps	91



Series 20, 25, 40 pumps



PowerMaster pumps



Air-operated diaphragm pumps



Manual rotary pumps



DEF compatible transfer pumps

Series 20, 25 and 40 pumps

Medium-pressure oil pumps

Motor oil, ATF, gear lubrication and other fluid lubricants

For more than 100 years, Lincoln's exclusive pump designs have proven their superiority in application after application. And our line-up of strong, silent oil-dispensing pumps is no exception.

Both our stub pumps are built with the same rugged reliability and powerful performance you've come to expect from Lincoln. They are super quiet – the quietest pumps on the market. They deliver increased output for faster product delivery. And they let you handle a wider range of applications with total mounting flexibility.

Lincoln has taken the time-proven pump design of the Lincoln model 84933 5:1 pressure ratio balanced double-acting oil stub pump and created a more compact air motor to produce a 3:1 pressure ratio balanced double-acting oil stub pump, model 282396. This pump creates a versatile, economical, reliable and smooth delivering lower pressure version of the Lincoln 5:1 ratio pump.

Since model 282396 balanced double-acting 3:1 pressure ratio oil stub pump and model 84933 balanced double-acting 5:1 pressure ratio oil stub pump share all dimensions other than air motor cylinder diameter, these pumps are now directly interchangeable without piping changes.

The Lincoln oil pump design enables all pump users to choose 3:1 ratio or 5:1 ratio pump models to suit their specific application.

Series 25 and 40 oil pump features

- More powerful.
 - 25 or 40 cu. in. (409,7 or 655,5 cm³) air motor with universal mounting capability.
- Balanced double-acting pump design provides uniform output and stroke for less pulsation [7.5 cu. in./cycle (123 cm³/cycle)].
- Longer life.
 - Full 4 1/2 in. (114 mm) stroke for fewer cycles per gallon dispensed.
- Lightweight, corrosion-resistant zinc head casting design incorporates uniform wall thickness. Keeps pumping while other pumps slow down or stop due to icing.
- 150 psi (10,34 bar) air motor with integral patented muffler. Keeps noise below OSHA standards without compromising performance.
- Ball check valve helps keep pump primed.
- Pneumatically assisted mechanical air valve assures positive tripping.
- Springless air motor construction prevents premature pump failure due to spring fatigue.
- Precision-machined, hardened steel slide valve for longer life.
- Designed for greater cycle rates. Exceeds maximum limits recommended for competitive pumps.
- Large pump outlet.
 - 1/2 in. (12,7 mm) NPT(f).
- Easier serviceability.
 - Majority of parts are common with other series 20, 25 and series 40 pumps.
- Each pump is 100% electronically tested to assure quality performance.
- Backed by the most extensive, qualified service network in the industry.
- Large pump inlet.
 - 1 in. (25,4 mm) NPT(f) inlet with 1 1/2 in. (38,1 mm) NPT(m) pump inlet for versatile pump mounting and full oil flow.
- Backed by our five year limited warranty. See your Lincoln representative for details.

Model 282396



Model 84933



NOTE:

The PMV pump series has been discontinued. Review Series 40 as alternative to the PMV 3" 5:1 oil models for many applications.

3:1 and 5:1 • Motor oil, ATF, gear lubrication and other fluid lubricants



Model 282396 3:1 bare stub pump

Model 282398 3:1 series 25 stub pump

Package includes:

- Bare stub pump model 282396
- Pump cover kit model 84935
- Oil connecting hose model 73024
- Air connecting hose model 72024
- 90° volume union elbow model 241584
- Air coupler model 815
- Air nipple model 11659
- Bung bushing model 84538

Model 84934 5:1 series 40 stub pump

Package includes:

- Bare stub pump model 84933
- Pump cover kit model 85935
- Oil connecting hose model 73024
- Air connecting hose model 72024
- 90° volume union elbow model 241584
- Air coupler model 815
- Air nipple model 11659
- Bung bushing model 84538



Versatile stub pump mounting options

Standpipe and wall mount assembly to remote bulk tanks

3:1 (282398) or 5:1 (84934) pump, wall mount kit (84940), low level cut-off (84946) or foot valve (85765).

Wall mount to any size drum

3:1 (282398) or 5:1 (84934) pump, wall mount kit (84940), suction kit (84945) and low level cut-off (84946) or foot valve (85765).

Above ground tank

[275 gallon (1 041 liter) tank shown] 3:1 (282398) or 5:1 (84934) pump and universal suction kit (85949).

55 gallon (208 liter) drum mount using bung bushing

3:1 (282398) or 5:1 (84934) pump and 55-gallon drum suction (85755).

16 gallon (60 liter) drum mount using drum cover

3:1 (282398) or 5:1 (84934) pump, drum cover (46007) and 16-gallon drum suction kit (85716).

55 gallon (208 liter) drum mount on lubrication truck using drum cover

3:1 (282398) or 5:1 (84934) pump, eyebolt kit (84941), drum cover/tie-down kit (83115) 55 gal. (208 liter) drum suction kit (85755).

Series 25 • 3:1 • Motor oil, ATF, gear lubrication and other fluid lubricants

Shop, garage and lubrication truck* applications – 16 gal. (60 liter) drums

Model 2437

Package includes:

- Pump model 282396
- Lubricant connecting hose model 73060
- Volume elbow model 241584
- Air connecting hose model 72060
- Air coupler model 815
- Air nipple model 11659

Lubrication truck and mobile applications – 55 gal. (208 liter) drum

Model 284231

Package includes:

- Pump model 282133
- Eyebolt kit model 84941
- Drum cover with tie down assembly model 83115
- Air coupler model 815
- Air nipple model 11659

55 gal. (208 liter) drums

Model 2424

Package includes:

- Pump model 282133
- 2 in. (50,8 mm) NPT (m) bung bushing model 84538
- Volume union elbow model 241584
- Air coupler model 815
- Air nipple model 11659
- Lubricant connecting hose model 73060
- Air hose model 72060

* For lubrication truck applications, contact your Lincoln distributor.

250 or 275 gal. (946 or 1 041 liter) drums

Model 284168

Package includes:

- Pump model 282396
- Universal suction tube kit model 85949
- Bung bushing model 84538
- Lubricant connecting hose model 73060
- Volume elbow model 241584
- Air connecting hose model 72060
- Air coupler model 815
- Air nipple model 11659



Series 40 • 5:1 • Motor oil, ATF, gear lubrication and other fluid lubricants

Shop and garage applications –
16 gal. (60 liter) drums



Model 2537

Model 2537

Package includes:

- Pump model 84933
- Lubricant connecting hose model 73060
- Volume elbow model 241584
- Air connecting hose model 72060
- Air coupler model 815
- Air nipple model 11659
- Drum cover model 46007

55 gal. (208 liter) drums



Model 2524

Model 2524

Package includes:

- Pump model 84933
- 2 in. NPT (m) bung bushing model 84538
- Volume union elbow model 241584
- Air couple model 815
- Air nipple model 11659
- Lubricant connecting hose model 73060
- Air hose model 72060

Note: Order drum cover model 81523 separately.

Model 285168

Comes complete with model 84933 pump and model 85949 universal suction tube kit, model 84538 bung bushing, air and lubricant connecting hose. Pumps oil, gear lubrication, ATF, etc. from tanks, drums.



Model 285168

Model 285231

Package includes:

- Pump model 285133
- Eyebolt kit model 84941
- Drum cover with tie down assembly model 83115
- Air coupler model 815
- Air nipple model 11659

NOTE:

The PMV pump series has been discontinued. Review Series 40 as alternatives to the PMV 3" 5:1 oil models for many applications.

Pumps and accessories – Series 20, 25 and 40 pumps

Series 25 oil pumps

Model	Description	Bare pump	Free delivery		Ratio	Drum size		Air Inlet	Size	Use / location
			gal.	liter		NPT	NPT			
–	–	–	gal.	liter	–	gal.	liter	in.	in.	–
282133	Bare drum pump	282396	6	22	3:1	55	208	1/4	1/2	Replacement
282396	Bare stub pump	282396	6	22	3:1	Stub/universal		1/4	1/2	Universal
2424	Stationary	282133	6	22	3:1	55	208	1/4	1/2	Shop
2437	Stationary with suction kit model 85716	282396	6	22	3:1	16	60	1/4	1/2	Shop
282398	Stub pump assembly	282396	6	22	3:1	Stub/universal		1/4	1/2	Universal
284168	Stationary tank	282396	6	22	3:1	250 or 275	946 or 1 041	1/4	1/2	Shop
284231	Lube truck	282133	6	22	3:1	55	208	1/4	1/2	Lube truck

All models based on model 282396 series 25 3:1 bare oil pump which delivers 6 gallon/min. (22 liter/min.) free flow plus a suction tube.

Series 40 oil pumps

Model	Description	Bare pump	Free delivery		Ratio	Drum size		Air Inlet	Size	Use / location
			gal.	liter		NPT	NPT			
–	–	–	gal.	liter	–	gal.	liter	in.	in.	–
84933	Bare stub pump	84933	6	22	5:1	Stub/universal		1/4	1/2	Universal
285133	Bare pump with tube	84933	6	22	5:1	55	208	1/4	1/2	Replacement
2524	Stationary 55 gal. (208 liter)	84933	6	22	5:1	55	208	1/4	1/2	Shop
2537	Stationary 16 gal. (60 liter) with suction kit model 85716	84933	6	22	5:1	16	60	1/4	1/2	Shop
84934	Stub pump assembly	84933	6	22	5:1	Stub/universal		1/4	1/2	Universal
285168	Stationary tank	84933	6	22	5:1	250 or 275	946 or 1 041	1/4	1/2	Shop
285231	Lube truck	84933	6	22	5:1	55	208	1/4	1/2	Lube truck

All models based on model 84933 series 40 5:1 bare oil pump which delivers 6 gallon/min. (22 liter/min.) free flow plus a suction tube.

Medium-pressure pump accessories




Bung bushing, low-level cut-off and foot valves

Model	Description	Thread size NPT	Notes
–	–	in.	–
84538	Pump bung bushing	2 (m)	Mounts series 25 or 40 pump to 2 in. (50,8 mm) oil drum opening
85824	Bung bushing	2 (m)	Mounts PMV pumps to 55 gal. (208 liter) drum or custom-built tanks
82439	Low-level cutoff	1 1/2 (m)	Used with new oil pumps
84946	Low-level cutoff	1 (m)	Used with new oil pumps
85765	Foot valve	1 (f)	Used with new oil pumps




Wall mount kits

Model	Description	Notes
84940	Wall-mount kit – series 25 and 40	Used with model 84945 suction kit Mounts pump to custom made tanks (lubrication trucks)
84942	Flange-mount kit – series 25 and 40	



Suction kits

Model	Description	Thread size NPT	Notes
–	–	in.	–
84945	Remote suction kit	1 (f)	Includes 5 ft. (1,5 m) oil hose, bung bushing and 1 x 32 in. (0,8 m) pipe
85716	16 gal. (60,57 liter) drum suction kit	1 (m)	Adapts any series 25 or 40 oil pump to 16 gallon (60 liter) drum
85755	55 gal. (208,2 liter) drum suction kit (steel)	1 (m)	Adapts any series 25 or 40 oil pump to 55 gallon (208 liter) drum
85949	Universal suction kit	1 (m)	Adapts any series 25 or 40 oil pump to drum or tank use



Pump covers

Model	Description	Notes
84935	Pump cover	Series 20 pumps
85935	Pump cover	Series 25 and 40 pumps



Hose

Model	Description	Thread size NPT (m)	Maximum pressure	
			psi	bar
–	–	in.	–	–
72036	3 ft. (0,9 m) low-pressure connecting	1/4	250	17,24
72060	5 ft. (1,5 m) low-pressure connecting	1/4	250	17,24
73036	3 ft. (0,9 m) medium-pressure connecting	1/2	1 000	68,95
73060	5 ft. (1,5 m) medium-pressure connecting	1/2	1 000	68,95



Eye-bolt kit

Model 84941

Eye bolt kit for all series 20, 25 and 40 pumps, makes drum changing easy. Two part kit screws directly onto pump for lifting with pump elevator.

Lubricant filters

Model 84004

For mounting at pump outlet. Contains replaceable 140 micron stainless steel filter element model 69524. 1/2 in. NPT (m) inlet and outlet. 1 3/8 in. hex. steel body. Maximum pressure 5 000 psi (344,7 bar). 100 mesh screen.

Shut-off valves

See fittings and accessories section for pump shut-off valves.




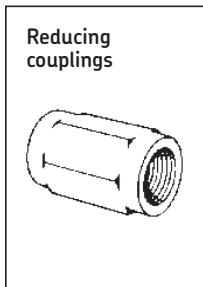
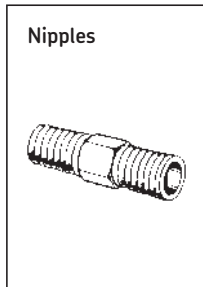
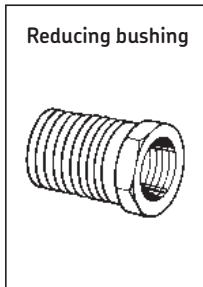
Thermal pressure protection

Protect lubrication system components from high pressure spikes caused by temperature change in a closed fluid network.

Thermal pressure protection models

Model	Description	Application	Pre-set relief pressure		Size NPT
			psi	bar	
–	–	–	–	–	in.
282876	Valve only	3:1, 5:1, 6:1	1 000	68	1/2
275197	Valve only	3:1, 5:1, 6:1	500	34	1/2
282957	Valve only	3:1, 5:1, 6:1, 10:1, 12:1	1 500	103	1/2
277601-3	Kit with valve, hose, adapters	Series 40 5:1, series 20 3:1	900	62	Integrated





Reducing bushings

Model	Thread size	Construction
–	in.	–
10200*	1/8 NPT (f) x 1/2-27 (m)	Brass
10204*	1/4 NPT (f) x 1/2-27 (m)	Brass

***⚠ WARNING** California Proposition 65:
Cancer and reproductive harm. www.P65Warnings.ca.gov

Reducing couplings

Model	Thread size NPT (f)	Construction
–	in.	–
11852	1/8 x 1/2-27	Steel
10522*	1/4 x 1/2-27	Brass

***⚠ WARNING** California Proposition 65:
Cancer and reproductive harm. www.P65Warnings.ca.gov

Adapter unions

Model	Thread size	Construction
–	in.	–
66883	1/2 NPSM (f) x 1/2 NPT (m)	Steel
69375	1 NPT (f) swivel x 1 NPT (m)	Steel

Nipples

Model	Thread size NPT (m)	Construction
–	in.	–
10130	1/8 x 1/8	Steel
10199*	1/8 x 1/2-27	Brass
10462	1/4 x 1/4	Steel
10198*	1/4 x 1/2-27	Brass
10540	3/8 x 3/8	Steel
11107	3/8 x 1/2	Steel
11197	1/2 x 1/2	Steel
12957	1/2 x 1/2-27	Steel
10202*	1/2-27 x 1/2-27	Brass
12296	3/4 x 3/4	Steel

***⚠ WARNING** California Proposition 65:
Cancer and reproductive harm. www.P65Warnings.ca.gov

Shut-off valves – needle-type for chassis grease

Model	Thread size NPT (f)	Construction
–	in.	–
778	1/4	High pressure
884	3/8	High pressure
885	1/2	High pressure

Maximum working pressure 10 000 psi (680 bar)



High-pressure grease pumps

Lincoln air-operated lubrication equipment models featuring our high-pressure Series 20 and 40 grease pumps have been performance proven in automotive, agricultural, heavy-duty, marine, construction and industrial facilities throughout the world.

- Series 20 grease pumps include the time-proven 20 cu. in. (409,7 cm³) displacement Lincoln air motor with 2 1/2 in. (63,5 mm) stroke – ideal for most applications.
- Series 40 grease pumps include the time-proven 40 cu. in. (655,5 cm³) displacement Lincoln air motor with 4 1/2 in. (114 mm) stroke – ideal for high volume applications.

These pumps are built for power, durability and dependability and these exclusive engineering features ensure top performance and longer service life.

Series 20 and 40 grease pump features

- Lightweight, corrosion-resistant zinc head casting design incorporates uniform wall thickness and an integral patented muffler which keeps noise level below OSHA standards without compromising performance. Keeps pumping, while other pumps slow down or stop due to icing.
- 150 psi (10,34 bar) pre-lubricated air motor requires no external oiler.
- Pneumatically assisted mechanical air valve assures positive tripping.
- Springless air motor construction prevents premature pump failure due to spring fatigue.
- Precision-machined, hardened steel slide valve for longer life – no packings to wear out.
- Powerful.
 - 20 or 40 cu in. (409,7 or 655,5 cm³) air motor.
- Designed for greater cycle rates.
 - Exceeds maximum limits recommended for competitive pumps.
- One piece pump outlet body withstands constant high lubricant pressures.
- Easier serviceability.
 - Majority of parts are common with other series 20, 25 and 40 pumps.
- Faster output.
 - Double-acting design provides high pressure and uniform delivery on both up and down strokes.
- Hardened steel plunger and bushing resist abrasion and prolong pump life. Micro-lapped to high precision tolerance to eliminate bypassing lubricant.
- All pumps are 100% electronically tested to assure quality performance.
- Backed by the most extensive, qualified service network in the industry.
- Shovel-type foot valve adds mechanical priming to normal suction. Handles all grades of lubricants.
- Backed by a five-year limited warranty. See your Lincoln representative for details.

Model 82054



Series 20



Model 82050



Model 82054

Series 40



Model 84667



Model 84668

NOTE:

The PMV pump series has been discontinued. Review Series 20 and 40 as alternatives for many applications.

Series 20 • 50:1 • Double acting



Shop and plant applications

Model 918* 50:1 120 lb. (54 kg) drum

Package includes:

- Bare pump model 82050
- Drum cover model 46007
- Air coupler model 815
- Air nipple model 11659
- 3 ft. (0,91 m) air connecting hose model 72036
- 5 ft. (1,52 m) high-pressure grease connecting hose model 75060
- Deluxe follower plate model 84780
- Volume elbow union model 80202

Model 926* 50:1 400 lb. (181 kg) drum

Package includes:

- Bare pump model 82054
- Drum cover model 81523
- Air coupler model 815
- Air nipple model 11659
- 3 ft. (0,91 m) air connecting hose model 72036
- 5 ft. (1,52 m) high-pressure grease connecting hose model 75060
- Volume elbow union model 80202

Note: A deluxe follower plate model 83366 is recommended for use with this pump (→ page 68).



Model 926-1* 50:1 400 lb. (181 kg) drum

Package includes:

- Bare pump model 82054
- Air coupler model 815
- Air nipple model 11659
- 3 ft. (0,91 m) air connecting hose model 72036
- 5 ft. (1,52 m) high-pressure grease connecting hose model 75060
- Volume elbow union model 80202

Note: A deluxe follower plate model 83366 is recommended for use with this pump (→ page 73).

Lubrication truck and mobile grease applications

Model 82991 50:1 120 lb. (54 kg) drum

Package includes:

- Bare pump model 82050
- Drum cover and tie rod assembly model 82989
- Eye bolt kit model 84941
- Air coupler model 815
- Air nipple model 11659
- Volume elbow union model 80202

Note: Connecting hoses are not included with this package. Order connecting hoses separately to suit application.

Model 83112 50:1 400 lb. (181 kg) drum

Package includes:

- 1-pump model 83112
- Drum cover and tie rod assembly model 83115
- Air coupler model 815
- Air nipple model 11659
- Volume elbow union model 80202

Note: Connecting hoses are not included with this package. Order connecting hoses separately to suit application.

Note: For lubrication truck/mobile applications (models 82991 and 83112), optional deluxe follower plate is available (→ page 73).

* ⚠ WARNING

California Proposition 65:
Cancer and reproductive harm
www.P65Warnings.ca.gov

Series 40 • 50:1 • High output, double acting

Shop and garage applications

Model * 50:1 120 lb. (54 kg) drum

Package includes:

- Bare pump model 84667
- Drum cover model 46007
- Air coupler model 815
- Air nipple model 11659
- 3 ft. (0,91 m) air connecting hose model 72036
- 5 ft. (1,52 m) high-pressure grease connecting hose model 75060
- Deluxe follower plate model 84780
- Volume elbow union model 80202

Model 1426* 50:1 400 lb. (181 kg) drum

Package includes:

- Bare pump model 84668
- Drum cover model 81523
- Air coupler model 815
- Air nipple model 11659
- 3 ft. (0,91 m) air connecting hose model 72036
- 5 ft. (1,52 m) high-pressure grease connecting hose model 75060
- Volume elbow union model 80202

Note: Deluxe follower plate model 83366 is recommended for use when pumping extra heavy lubricants and must be ordered separately for this model (→ page 73).

Model 1426-1* 50:1 400 lb. (181 kg) drum

Package includes:

- Bare pump model 84668
- Air coupler model 815
- Air nipple model 11659
- 3 ft. (0,91 m) air connecting hose model 72036
- 5 ft. (1,52 m) high-pressure grease connecting hose model 75060
- Volume elbow union model 80202

Note: Deluxe follower plate model 83366 is recommended for use when pumping extra heavy lubricants and must be ordered separately for this model (→ page 73).

NOTE:

The PMV pump series has been discontinued. Review Serie 40 as alternative for many applications to PMV 3" 50:1 grease pumps and packages.

Model 2740* 50:1 400 lb. (181 kg) inductor

Package includes:

- Bare pump model 84668
- Primer assembly with follower model 274681*
- Air powered hoist
- Air coupler model 815
- Air nipple model 11659
- 7 ft. (2,13 m) air hose model 274728
- 7 ft. (2,13 m) grease hose model 75084
- Air regulator for hoist model 602003
- Air gauge model 274843



* ⚠ WARNING

California Proposition 65:
Cancer and reproductive harm
www.P65Warnings.ca.gov



Grease pumps for lubrication truck applications

Model 84684 120 lb. (54 kg) drum

Package includes:

- Bare pump model 84667
- Drum cover and tie rod assembly model 82989
- Eye bolt kit model 84941
- Air coupler model 815
- Air nipple model 11659
- Volume elbow union model 80202
- Follower plate not included

Note: Connecting hoses are not included with this package. Order connecting hoses separately to suit application.

Model 84683 400 lb. (181 kg) drum

Package includes:

- Bare pump model 84668
- Drum cover and tie rod assembly model 83115
- Eye bolt kit model 84941
- Air coupler model 815
- Air nipple model 11659
- Volume elbow union model 80202

Note: Connecting hoses are not included with this package. Order connecting hoses separately to suit application.

Note: For lubrication truck and mobile applications, optional deluxe follower plate is available (→ page 74).

Series 20 grease pumps

Model	Description	Bare pump	Free delivery		Ratio	Drum size		Air inlet NPT (f)	Size NPT (f)
			in. ³	cm ³		lb.	kg		
–	–	–	in. ³	cm ³	–	lb.	kg	in.	in.
918*	Shop and garage	82050	80	1311	50:1	120	54,43	1/4	1/4
923*	Shop and garage with elevator	82050	80	1311	50:1	120	54,43	1/4	1/4
926*	Shop and garage	82054	80	1311	50:1	400	181,4	1/4	1/4
82991	Lube truck model	82050	80	1311	50:1	120	54,43	1/4	1/4
83112	Lube truck model	82054	80	1311	50:1	400	181,4	1/4	1/4

These high-pressure pumps incorporate a 20 cu. in. (327,7 cm³) air motor design
Grease strainer model 82103

***⚠ WARNING** California Proposition 65: Cancer and reproductive harm. www.P65Warnings.ca.gov

Series 40 grease pumps

Model	Description	Bare pump	Free delivery		Ratio	Drum size		Air inlet NPT (f)	Material outlet NPT (f)
			in. ³	cm ³		lb.	kg		
–	–	–	in. ³	cm ³	–	lb.	kg	in.	in.
1418*	High-volume shop	84667	90	1 475	50:1	120	54,43	1/4	1/4
1426*	High-volume shop	84668	90	1 475	50:1	400	181,4	1/4	1/4
84683	High-volume lubrication truck	84668	90	1 475	50:1	400	181,4	1/4	1/4
84684	High-volume lubrication truck	84667	90	1 475	50:1	120	54,43	1/4	1/4
2740*	Pump with inductor	84668	90	1 475	50:1	400	181,4	1/4	1/4

These high-output pumps incorporate a 40 cu. in. (655,5 cm³) air motor design with a 4.5 in. (114 mm) stroke for higher volume output and fewer cycles per pound of grease

***⚠ WARNING** California Proposition 65: Cancer and reproductive harm. www.P65Warnings.ca.gov

High-pressure grease pump accessories

Follower plates

Recommended when pumping lubricants that will not seek their own level.

Model 84775

Deluxe universal follower for use with 25 to 50 lb. (11 to 22 kg) containers for 1, 1 1/4, and 1 1/2 in. diameter pump tubes. All rubber unit ensures complete grease dispensing to the bottom of dented or plastic lined drums; wipes pail or drum clean. Metal cap holds insert firmly in place, ensuring seal and maintaining vacuum.

Model 84780

Same as 84775 except for use with 120 lb. (54 kg) containers for 1, 1 1/4 and 2 1/8 in. diameter pump tubes. Used with series 20 and 40 air-operated grease pumps.

Model 83366

Deluxe pressed steel follower plate for 400 lb. (181 kg) drums includes a seal in the hub to prevent channelling of grease past the pump tube.

Drum Covers

Model 46007

Drum cover for 120 lb. (54 kg) or 16 gallon (60 liter) open top refinery containers for all series 20, 25 and 40 pumps.


Model 81523

Drum cover for 400 lb. (181 kg) or 55 gallon (208 liter) open top refinery containers for all series 20, 25 and 40 pumps.

Pump elevator

Model 83447

Pump elevator assembly lifts pump assembly clear of drum for easy, one person drum changes. Helps prevent introduction of foreign material into grease during drum changes. Height with drum is 39 3/8 in. (1 000 mm), 67 1/4 in. (1 708 mm) with elevator raised. Drum not included. For 120 lb. (54 kg) drum.



Follower plates

Model	Drum size	Tube ID	Type
–	lb. (gal)	in.	–
84775	400 (55)	1, 1 1/4, 1 1/2	Tapered flexible
84780	120 (16)	1, 1 1/4, 2 1/8	Tapered flexible
83366	400 (55)	1	Rigid
275183	35 (5)	1 1/2	Flexible-low cost
275184	35 (5)	1 1/4	Flexible-low cost

PowerMaster and PileDriver pumps

PowerMaster III

Features

- State-of-the-art, fully pneumatic air motors 3 to 4 in. (76,2 to 101,6 mm).
- Full 6 in. (152,4 mm) stroke.
- Modular design for easy repair.
- Pump tubes offer ratios and outputs to fit any application.
- Available to fit any drum or pail size, or bulk tanks.
- Offered in carbon steel, 316 stainless steel or hard chrome plated.
- Full line of priming equipment and mounting devices.

Series III air motors

- Full pneumatic operation for longer life and durability. Only five moving parts.
- Total modular design for ease of service and maintenance.
- Quiet operation.
 - Meets or exceeds OSHA requirements at all recommended operation air pressures.
- Interchangeable with all PowerMaster III pump tubes.
- Acceptability of pump monitors and controls, such as AirBrake.

Pump tubes

Ball foot design

- For light- to medium-viscosity, flowable fluids and materials.
- Three styles
 - stub for bulk mounting
 - 55 gallon (208 liter)
 - 16 gallon (60 liter) drum.
- Ratios from 6:1 to 12:1, outputs to 3.9 gal./min. (14,6 liter/min.).
- Complete interchangeability with all series III air motors.
- Exclusive patented, “leakless” gland assembly kit is available as an accessory.

Shovel foot design, plunger and bushing style






- For medium- to high-viscosity, non-pourable materials, such as grease.
- Available in 400 or 120 lb. (205 or 60 liter) drum lengths or mounts on primer for high-viscosity materials.
- Full range of ratios: 10:1 through 75:1 for all applications.
- Selected fit, hardened steel plunger and bushing is particularly well suited to viscous lubricants.
- Complete interchangeability with all series III air motors.
- Exclusive patented, leakless gland assembly kit (to protect gland seal – the only seal in pump tube) is available as an accessory.

Shovel foot design, packed piston-style

- For medium- to high-viscosity, non-pourable materials.
- Furnished with exclusive, patented, leakless gland assembly.
- Available in 55 or 16 gallon (208 or 60 liter) drum lengths. Also suitable for mounting on priming equipment or standpipe mounting for bulk delivery.
- Complete interchangeability with all series III air motors.
- Full range of ratios 10:1 through 32:1.

PileDriver III flatcheck design

- Large ports reduce resistance for improved flow in real world applications.
- 6 in. (152,4 mm) stroke lets the pump work easier to deliver the same or more volume.
- PileDriver III pump tube and PowerMaster III air motor based design is durable, dependable and easy to maintain over the life of the pump.
- 2.5 in. NPTF (f) and 3 in. NPTF (m) inlet offers flexible mounting options.

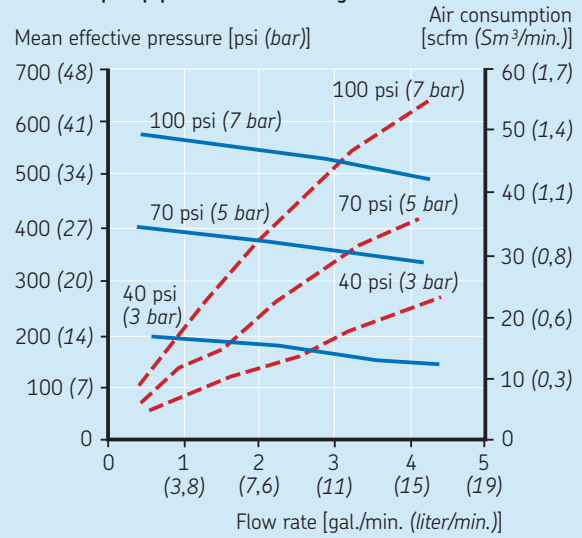


PowerMaster III air-operated oil pump specifications

6:1 3 in. oil pump technical data

Pumping ratio	6:1
Air pressure	30 to 200 psi (2 to 14 bar)
Maximum output pressure	1 200 psi (84 bar)
Air inlet	1/2 NPTF
Material outlet	3/4 NPTF
Material inlet	Stub 2 NPTF
Airmotor bore diameter	3 in. (76 mm)
Stroke	6 in. (152 mm)
Output per cycle	11.9 cu. in. (195 cm ³)
Cycles	20/gallon (5/liter)
Wetted parts	Steel, brass, copper, polyurethane, nitrile
Free flow	12.3 gallon/min. (46,6 liter/min.)
Overall length (stub)	36 in. (914 mm)
Overall length	60 7/8 in. (1 546 mm)
	(55 gal./400 lb./200 liter)

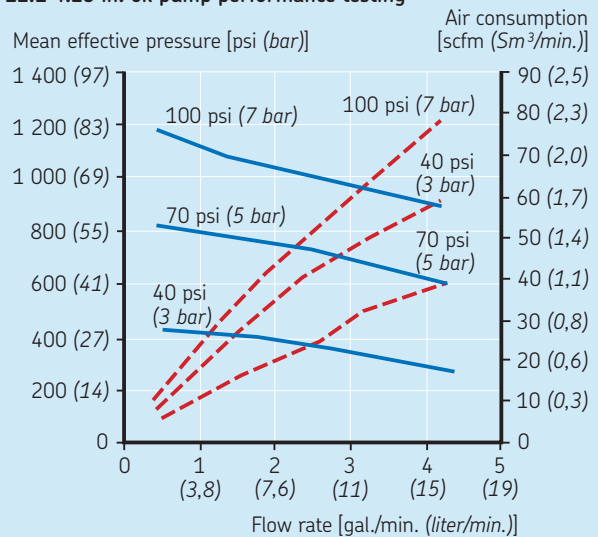
6:1 3 in. oil pump performance testing



12:1 4.25 in. oil pump technical data

Pumping ratio	12:1
Air pressure	30 to 200 psi (2 to 14 bar)
Maximum output pressure	2 400 psi (166 bar)
Air inlet	1/2 NPTF
Material outlet	3/4 NPTF
Material inlet	Stub 2 NPTF
Airmotor bore diameter	4.25 in. (108 mm)
Stroke	6 in. (152 mm)
Output per cycle	11.9 cu. in. (195 cm ³)
Cycles	20/gallon (5/liter)
Wetted parts	Steel, brass, copper, polyurethane, nitrile
Free flow	12.3 gallon/min. (46,6 liter/min.)
Overall length (stub)	36 in. (914 mm)
Overall length	60 7/8 in. (1 546 mm)
	(55 gal./400 lb./200 liter)

12:1 4.25 in. oil pump performance testing

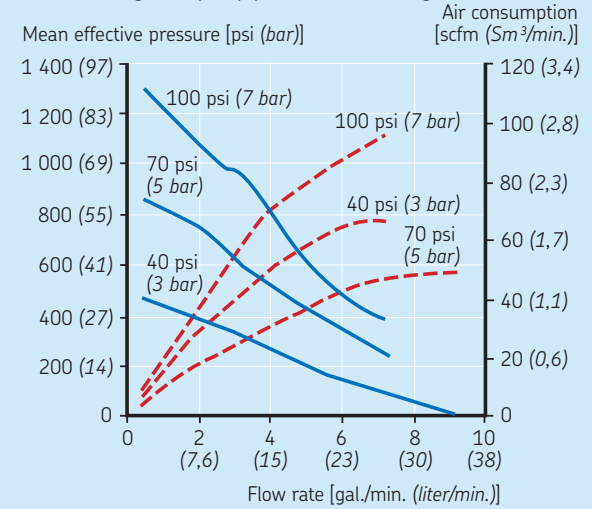


PowerMaster III grease pump specifications

12:1 4.25 in. grease pump technical data

Pumping ratio	12:1
Air pressure	200 psi (14 bar)
Maximum output pressure	2 400 psi (166 bar)
Air inlet	1/2 NPTF
Material outlet	3/4 NPTF
Airmotor bore diameter	4.25 in. (108 mm)
Stroke	6 in. (152 mm)
Output per cycle	10.9 cu. in. (179 cm ³)
Cycles	21/gallon (5.5/liter)
Wetted parts	Steel, brass, copper, polyurethane, nitrile
Free flow	3.5 gallon/min. (13,2 liter/min.)
Overall length (55 gal./400 lb./200 liter)	48 3/8 in. (1 229 mm)
Overall length (16 gal./120 lb.)	62 1/8 in. (1 578 mm)

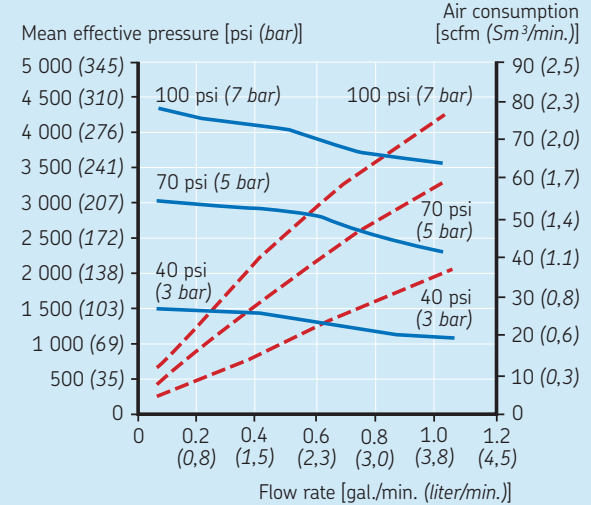
12:1 4.25 in. grease pump performance testing



50:1 4.25 in. grease pump technical data

Pumping ratio	50:1
Air pressure	150 psi (10 bar)
Maximum output pressure	7 500 psi (517 bar)
Air inlet	1/2 NPTF
Material outlet	3/4 NPTF
Airmotor bore diameter	4.25 in. (108 mm)
Stroke	6 in. (152 mm)
Output per cycle	3 cu. in. (49 cm ³)
Cycles	78/gallon (20/liter)
Wetted parts	Steel, brass, copper, polyurethane, nitrile
Free flow	1 gallon/min. (3,7 liter/min.)
Overall length (55 gal./400 lb./200 liter)	62 1/8 in. (1 578 mm)
Overall length (16 gal./120 lb.)	55 1/2 in. (1 410 mm)

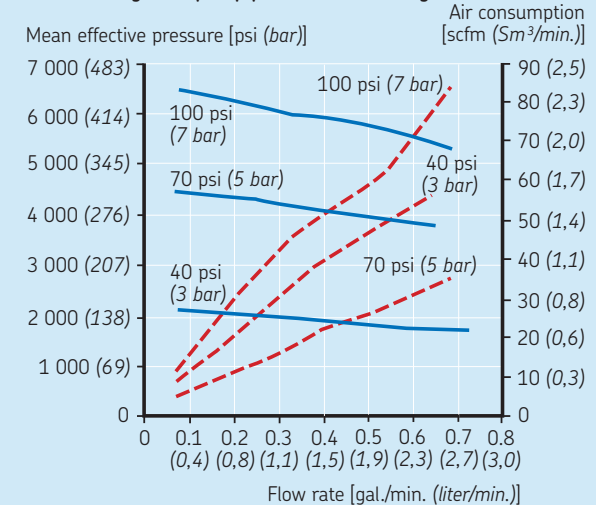
50:1 4.25 in. grease pump performance testing



75:1 4.25 in. grease pump technical data

Pumping ratio	75:1
Air pressure	100 psi (7 bar)
Maximum output pressure	7 500 psi (517 bar)
Air inlet	1/2 NPTF
Material outlet	3/4 NPTF
Airmotor bore diameter	4.25 in. (108 mm)
Stroke	6 in. (152 mm)
Output per cycle	2.1 cu. in. (34 cm ³)
Cycles	111/gallon (29/liter)
Wetted parts	Steel, brass, copper, polyurethane, nitrile
Free flow	0.7 gallon/min. (2,6 liter/min.)
Overall length (55 gal./400 lb./200 liter)	62 1/8 in. (1 578 mm)
Overall length (16 gal./120 lb.)	55 1/2 in. (1 410 mm)

75:1 4.25 in. grease pump performance testing

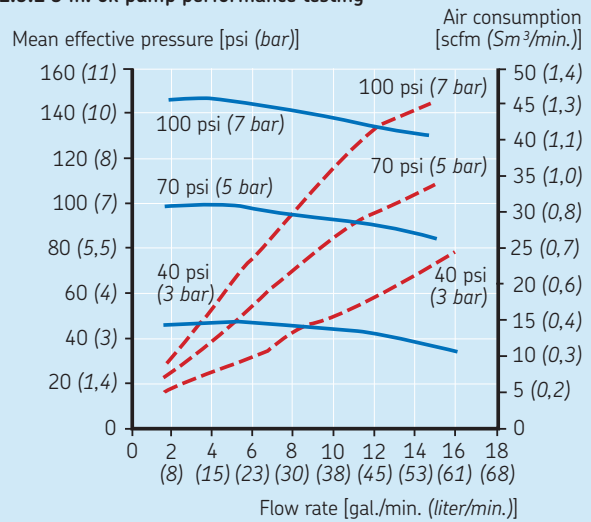


PileDriver III oil pump specifications

1.5:1 3 in. oil pump technical data

Pumping ratio	1.5:1
Air pressure	30 to 200 psi (2 to 14 bar)
Maximum output pressure	300 psi (21 bar)
Air inlet	1/2 NPTF
Material outlet	1 1/2 NPTF
Material inlet	Stub 2.5 NPTF (f); 3 NPTF (m)
Airmotor bore diameter	3 in. (76 mm)
Stroke	6 in. (152 mm)
Output per cycle	46 cu. in. (754 cm ³)
Cycles	5/gallon (1/liter)
Wetted parts	Steel, brass, copper, polyurethane, nitrile
Free flow	14.9 gallon/min. (56,5 liter/min.)
Overall length (stub)	44 1/8 in. (1 121 mm)

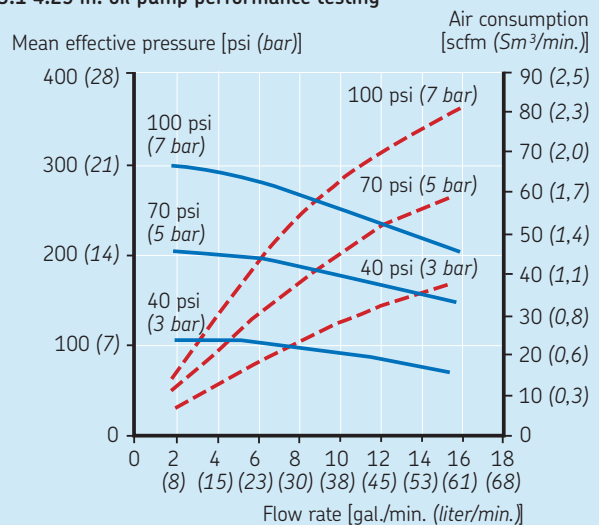
1.5:1 3 in. oil pump performance testing



3:1 4.25 in. oil pump technical data

Pumping ratio	3:1
Air pressure	30 to 200 psi (2 to 14 bar)
Maximum output pressure	600 psi (41 bar)
Air inlet	1/2 NPTF
Material outlet	1 1/2 NPTF
Material inlet	Stub 2.5 NPTF (f); 3 NPTF (m)
Airmotor bore diameter	4.25 in. (108 mm)
Stroke	6 in. (152 mm)
Output per cycle	46 cu. in. (754 cm ³)
Cycles	5/gallon (1/liter)
Wetted parts	Steel, brass, copper, polyurethane, nitrile
Free flow	14.9 gallon/min. (56,5 liter/min.)
Overall length (stub)	44 1/8 in. (1 121 mm)

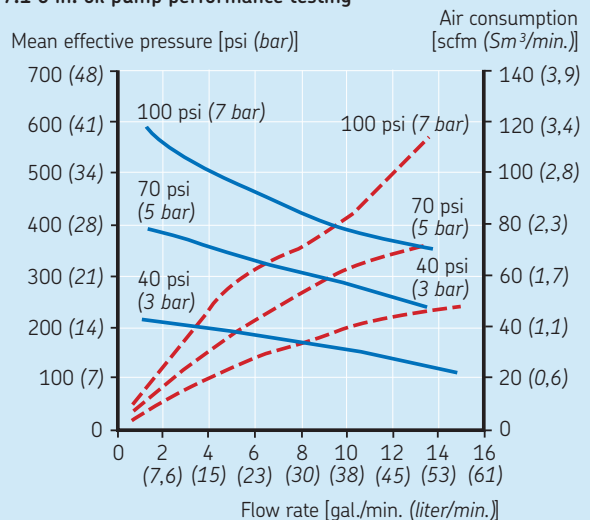
3:1 4.25 in. oil pump performance testing



7:1 6 in. oil pump technical data

Pumping ratio	7:1
Air pressure	30 to 100 psi (2 to 7 bar)
Maximum output pressure	700 psi (48 bar)
Air inlet	3/4 NPTF
Material outlet	1 1/2 NPTF
Material inlet	Stub 2.5 NPTF (f); 3 NPTF (m)
Airmotor bore diameter	6 in. (152 mm)
Stroke	6 in. (152 mm)
Output per cycle	46 cu. in. (754 cm ³)
Cycles	5/gallon (1/liter)
Wetted parts	Steel, brass, copper, polyurethane, nitrile
Free flow	14.9 gallon/min. (56,5 liter/min.)
Overall length (stub)	43 1/4 in. (1 099 mm)

7:1 6 in. oil pump performance testing



Model 2001



PowerMaster III air-operated oil pumps

Model 2001 12:1 55 gallon (208 liter) pump

Package includes:

- Powermaster III 4.25 in. air motor model 84804
- Powermaster III ball type pump tube 55 gallon (208 liter) model 84985
- Air coupler model 655008
- Air nipple model 653112

Model 12:1 stub pump

Package includes:

- Powermaster III 4.25 in. air motor model 84804
- Powermaster III stub pump tube model 84986
- Air coupler model 655008
- Air nipple model 653112

Model 2052 6:1 55 gallon (208 liter) pump

Package includes:

- Powermaster III 3 in. air motor model 84803
- Powermaster III ball type pump tube 55 gallon (208 liter) model 84985
- Air coupler model 655008
- Air nipple model 653112

Model 2051 6:1 stub pump

Package includes:

- Powermaster III 3 in. air motor model 84803
- Powermaster III stub pump tube model 84986
- Air coupler model 655008
- Air nipple model 653112

PowerMaster III grease pumps

Model 2004 75:1 400 lb. (181 kg) pump

Package includes:

- PowerMaster III 4.25 in. air motor model 84804
- PowerMaster III shovel type pump tube 400 lb. (181 kg) model 84997
- Air coupler model 655008
- Air nipple model 653112

Model 2008 75:1 120 lb. (54 kg) pump

Package includes:

- PowerMaster III 4.25 in. air motor model 84804
- PowerMaster III shovel type pump tube 120 lb. (54 kg) model 84998
- Air coupler model 655008
- Air nipple model 653112

Model 2010 50:1 400 lb. (181 kg) pump

Package includes:

- PowerMaster III 4.25 in. air motor model 84804
- PowerMaster III shovel type pump tube 400 lb. (181 kg) model 84995
- Air coupler model 655008
- Air nipple model 653112

Model 2011 50:1 120 lb. (54 kg) pump

Package includes:

- PowerMaster III 4.25 in. air motor model 84804
- PowerMaster III shovel type pump tube 120 lb. (54 kg) model 84996
- Air coupler model 655008
- Air nipple model 653112

Model 2028 12:1 stub pump

Package includes:

- PowerMaster III 4.25 in. air motor model 84804
- PowerMaster III shovel type pump tube stub model 84918
- Air coupler model 655008
- Air nipple model 653112

Model 2029 12:1 400 lb. (181 kg) pump

Package includes:

- PowerMaster III 4.25 in. air motor model 84804
- PowerMaster III shovel type pump tube 400 lb. (181 kg) model 84919
- Air coupler model 655008
- Air nipple model 653112

Model 2710 50:1 400 lb. (181 kg) inductor pump [103 in. (2,62 m) raised height]

Package includes:

- PowerMaster III 4.25 in. air motor model 84804
- PowerMaster III shovel type pump tube 400 lb. (181 kg) model 84995
- Air coupler model 655008
- Air nipple model 653112
- Primer/follower assembly model 274680
 - 7 ft. (2,13 m) air hose model 273304
 - 7 ft. (2,13 m) gease hose model 274727
- Air regulator for hoist model 602003
- Air gauge model 274843

Model 2790 50:1 400 lb. (181 kg) inductor pump with air brake run away control [103 in. (2,62 m) raised height]

Package includes:

- PowerMaster III 4.25 in. air motor with air brake model 94804
- PowerMaster III shovel type pump tube 400 lb. (181 kg) model 84995
- Air coupler model 655008
- Air nipple model 653112
- Primer/follower assembly model 274680
 - 7 ft. (2,13 m) grease hose model 274727
- Air regulator for hoist model 602003
- Air gauge model 274843



NOTE:
The PMV pump series has been discontinued. Review PowerMaster models 2011, 2010 and 2710 as alternative to PMV 4-1/4" 50:1 stationary grease pumps and packages for many applications.

PowerMaster III special pump

Model	Air motor	Pump tube	Tube size	Tube type	Ratio	Size	Maximum air pressure	Maximum pressure	Free delivery
			lb. kg			in.	psi bar.	psi bar	gal./min. liter/min.
2002		84991	400 181,4	Shovel	24:1	3/4	200 14	4 800 331	2.0 7.5

PowerMaster II pumps

Features

- Gives years of dependable trouble-free operation.
 - Costs much less to operate – costs much less to maintain.
 - High-volume output
 - Air motor has extra-long stroke for powerful, uniform delivery on both up and down strokes.
 - Shovel-type pump tube used to add mechanical priming to normal suction when needed.
 - Sturdy construction
 - Plunger and bushing of hardened steel for longer life, greater wear resistance.
 - Pump outlet body of all-steel construction designed to withstand pulsation and extreme pressure. All wearing parts are tough, heat-treated steel.
 - Plunger, bushing and air valve mating parts are micro-lapped to close tolerances. Prevents by-passing of lubricant and bleeding of air. Eliminates need to replace washers and packings.
- Trouble-free, positive performance
 - Air motor operation has no springs to wear out, rust or lose tension.
 - Air valve is stall-proof, leak-proof and pre-lubricated. Double-acting mechanisms ensure dependable low-surge operation with minimum air consumption.
 - Large air passages allow unrestricted venting.
 - Simplified maintenance
 - Modular design of pump tube allows for easy disassembly.



Model 1904



Model 1901

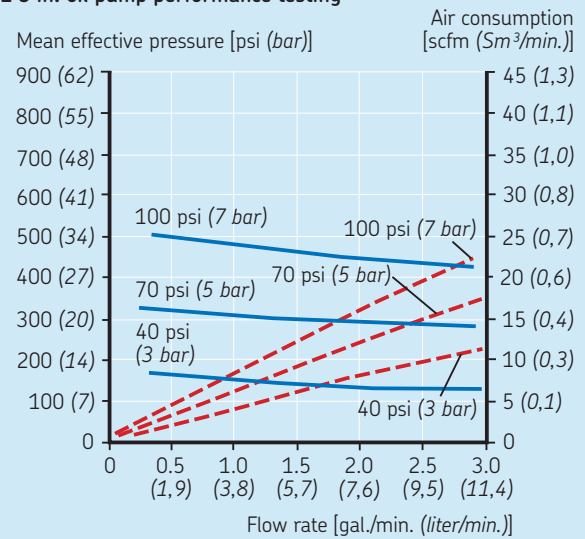


Model 1914

6:1 3 in. oil pump technical data

Pumping ratio	6:1
Air pressure	200 psi (14 bar)
Maximum output pressure	1 200 psi (84 bar)
Air inlet	1/2 NPTF
Material outlet	3/4 NPTF
Material inlet	Stub 2 NPTF
Airmotor bore diameter	3 in. (76 mm)
Stroke	4.25 in. (114 mm)
Output per cycle	9 cu. in. (148 cm ³)
Cycles	26/gallon (7/liter)
Wetted parts	Steel, brass, copper, polyurethane, nitrile
Free flow	12.6 gallon/min. (47,7 liter/min.)

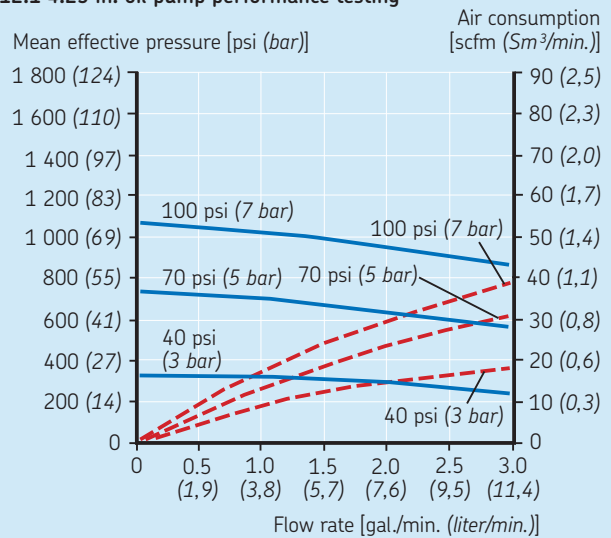
6:1 3 in. oil pump performance testing



12:1 4.25 in. oil pump technical data

Pumping ratio	12:1
Air pressure	200 psi (14 bar)
Maximum output pressure	2 400 psi (166 bar)
Air inlet	1/2 NPTF
Material outlet	3/4 NPTF
Material inlet	Stub 2 NPTF
Airmotor bore diameter	4.25 in. (108 mm)
Stroke	4.5 in. (114 mm)
Output per cycle	9 cu. in. (148 cm ³)
Cycles	26/gallon (7/liter)
Wetted parts	Steel, brass, copper, polyurethane, nitrile
Free flow	12.6 gallon/min. (47,7 liter/min.)

12:1 4.25 in. oil pump performance testing

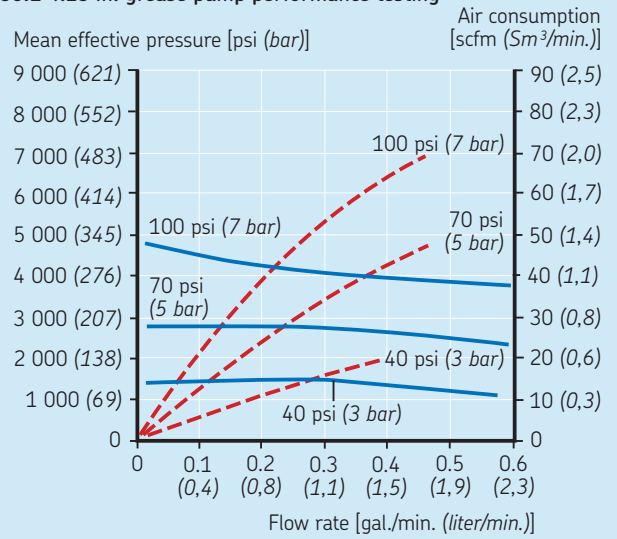


50:1 4.25 in. grease pump technical data

Pumping ratio	50:1
Air pressure	150 psi (10 bar)
Maximum output pressure	7 500 psi (517 bar)
Air inlet	1/2 NPTF
Material outlet	3/4 NPTF
Airmotor bore diameter	4.25 in. (108 mm)
Stroke	4.5 in. (114 mm)
Output per cycle	2.3 cu. in. (38 cm ³)
Cycles	101/gallon (26/liter)
Wetted parts	Steel, brass, copper, polyurethane, nitrile
Free flow (70 cycles/min.)	0.7 gallon/min. (2,6 liter/min.)

PowerMaster II pumps include model 12018 3/4 NPTF (m) x 1/2 NPTF (F) in the outlet

50:1 4.25 in. grease pump performance testing

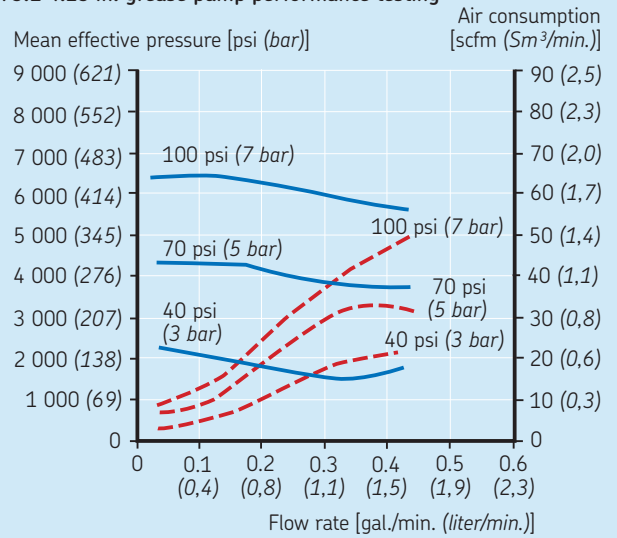


75:1 4.25 in. grease pump technical data

Pumping ratio	75:1
Air pressure	100 psi (7 bar)
Maximum output pressure	7 500 psi (517 bar)
Air inlet	1/2 NPTF
Material outlet	3/4 NPTF
Airmotor bore diameter	4.25 in. (108 mm)
Stroke	4.5 in. (114 mm)
Output per cycle	1.6 cu. in. (26 cm ³)
Cycles	144/gallon (39/liter)
Wetted parts	Steel, brass, copper, polyurethane, nitrile
Free flow	0.5 gallon/min. (1,8 liter/min.)

PowerMaster II pumps include model 12018 3/4 NPTF (m) x 1/2 NPTF (F) in the outlet

75:1 4.25 in. grease pump performance testing



PowerMaster II air-operated oil pumps

Model 1901 12:1 55 gallon (208 liter) pump

Package includes:

- Powermaster II 4.25 in. air motor model 82730
- Powermaster II ball type pump tube 55 gallon (208 liter) model 82790
- Air coupler model 655008
- Air nipple model 653112

Model 1914 12:1 stub pump

Package includes:

- Powermaster II 4.25 in. air motor model 82730
- Powermaster II stub pump tube model 84335
- Air coupler model 655008
- Air nipple model 653112

Model 1952 6:1 55 gallon (208 liter) pump

Package includes:

- Powermaster II 3 in. air motor model 82895
- Powermaster II ball type pump tube 55 gallon (208 liter) model 82790
- Air coupler model 655008
- Air nipple model 653112

Model 1951 6:1 stub pump

Package includes:

- Powermaster II 3 in. air motor model 82895
- Powermaster II stub pump tube model 84335
- Air coupler model 655008
- Air nipple model 653112



Model 1901



Model 1914

PowerMaster II grease pumps

Model 1904 75:1 400 lb. (181 kg) pump

Package includes:

- PowerMaster II 4.25 in. air motor model 82730
- PowerMaster II shovel type pump tube 400 lb. (181 kg) model 82793 *
- Air coupler model 655008
- Air nipple model 653112

Model 1908 75:1 120 lb. (54 kg) pump

Package includes:

- PowerMaster II 4.25 in. air motor model 82730

- PowerMaster II shovel type pump tube 120 lb. (54 kg) model 82883 *
- Air coupler model 655008
- Air nipple model 653112

Model 1910 50:1 400 lb. (181 kg) pump

Package includes:

- PowerMaster II 4.25 in. air motor model 82730
- PowerMaster II shovel type pump tube 400 lb. (181 kg) model 83271 *
- Air coupler model 655008
- Air nipple model 653112

* ⚠ WARNING




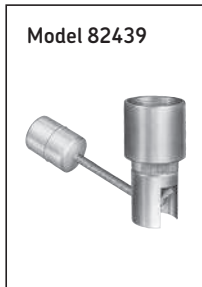
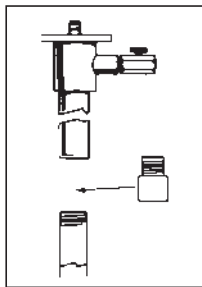
California Proposition 65:
Cancer and reproductive harm
www.P65Warnings.ca.gov

PowerMaster II special pump

Model	Air motor	Pump tube	Tube size		Tube type	Ratio	Size NPT	Maximum air pressure		Maximum pressure		Free delivery	
			gal.	liter				psi	bar.	psi	bar	gal./min.	liter/min.
1931	82737	82790	55	208	Ball	4:1	3/4	200	14	800	56	2.7	10.3
1940	82737	84335 *	Stub	–	Ball	4:1	3/4	200	14	800	56	2.7	10.3
1932	82737	82791 *	55	208	Shovel	8:1	3/4	200	14	1 600	112	1.5	5.7
1933	82737	82792 *	55	208	Shovel	13:1	3/4	200	14	2 600	182	0.8	3.2
1902	82730	82791 *	55	208	Shovel	24:1	3/4	200	14	4 800	331	1.5	5.7
1935	82737	83665 *	400 lb.	181 kg	Shovel	50:1	3/4	150	10.34	7 500	517	2.7	10.3
1903	82730	82792	400 lb.	181 kg	Shovel	40:1	3/4	200	14	8 000	560	0.8	3.2
1907	82730	82841 *	120 lb.	54 kg	Shovel	40:1	3/4	200	14	8 000	560	0.8	3.2

* ⚠ WARNING California Proposition 65: Cancer and reproductive harm. www.P65Warnings.ca.gov

PowerMaster II and III pump accessories



Model 84826 wall mounting bracket kit

For PowerMaster II or III air motor assemblies.

Model 16177 foot valve adapter

For extending length of drum pumps with models 82790 and 82773 * PowerMaster II pump tubes or models 84984 and 84985 PowerMaster III pump tubes. Install when standard tubes will not reach bottom of tank for addition of 1 1/2 in. NPTF (m) extension pipe (customer furnished).

Model 83132 bung bushing

Screws in bung opening of 400 lb. (181 kg) drums and custom-built tanks to secure any PowerMaster II and III pumps. Plated to resist rust. Threaded 2 in. NPT (m).

Model 1709 single post pump elevator

For description and specifications (→ page 90).

Model 84945 suction kit

For transfer of product from drums, bulk tanks or reservoirs. Includes bung bushing suction tube, hose and coupling assembly.

Note: 2 x 1 in. (50,8 x 25,4 mm) bell reducer required for use with model 1914, not included.

Model 82439 low-level cutoff

Automatically shuts off flow of oil; keeps supply lines primed. Recommended when dispensing oil through metering devices to conform with standards of the National Conference of Weights and Measures. Assembles to 1 1/2 in. NPT standpipe which assembles to pump.

Thermal pressure protection

Model	Description	Application	Pre-set relief pressure		Size NPT
			psi	bar	
–	–	–	psi	bar	in.
282876	Valve only	3:1, 5:1, 6:1	1 000	68	1/2
282957	Valve only	3:1, 5:1, 6:1, 10:1, 12:1	1 500	103	1/2
277601-1	Kit with valve, hose, adapters	PMV 5:1 and 6:1*	900	62	Integrated
277601-2	Kit with valve, hose, adapters	PMV 10:1*	1 500	103	Integrated

* Adapt PMV kits to PowerMaster III stub pump tube (model 84986) with a 300 lb. (136 kg) malleable iron 2 x 1.5 in. (50,8 x 38,1 mm) reducing coupling.

Other accessories

Model 83732 standpipe adapter kit

Necessary to assemble PowerMaster II or III pumps to model 83727 stand pipe assembly for pumping from bulk tanks.

Model 83727 standpipe assembly

Mounts PowerMaster II or III pump on floor to accept suction line from bulk tank. Inlet 3 in. NPTF. 7 1/2 in. (190 mm) height; 8 in. (203 mm) diameter.

Note: PowerMaster II and III requires model 83732 standpipe assembly adapter kit.

Model 83131 tie rod kit

For bung opening 400 lb. (181 kg) drums. Tie rods and eye-bolts 5/8 in. (15,88 mm) diameter steel plated to resist rust.

Mounting brackets

Model 84723 cover panel kit

Metal cover fits over tie rod ends and encloses moving plunger rod. Prohibits foreign matter from attaching to pump plunger and causing premature wear.

Model 66764 air exhaust muffler

3/4 in. NPT (m) fits PowerMaster II air motor models 82895, 82730 and 82736 *. Two required for each air motor.

Pump hoists

Model 1709 single post elevator

Ideal for contractor use. Can be mounted on truck body or used in maintenance shop for fast power-operated drum changing. Lifts any Lincoln pump from one 400 or 120 lb. (181 or 54 kg) drum and lowers it into another. Can serve one or a cluster of four drum pumps from one location.

Model 2716 single post primer

For use with PowerMaster III series 2000 pumps. Air-operated single post pump hoist for 55 gallon (208 liter) drums performs several functions in applications of low- to medium-viscosity materials. Facilitates drum changeovers. Includes follower and wiper which uses normal suction to help maintain pump prime. Includes mounting bracket for all PowerMaster III pumps.

Model 1716 pump hoist

For use with all PowerMaster II series 1900 pumps. Air-operated single post pump hoist for 55 gallon (208 liter) drums performs several functions in applications of low to medium-viscosity materials. Facilitates drum changeovers. Includes follower and wiper which uses normal suction to help maintain pump prime.

Model 1709



Model 2716

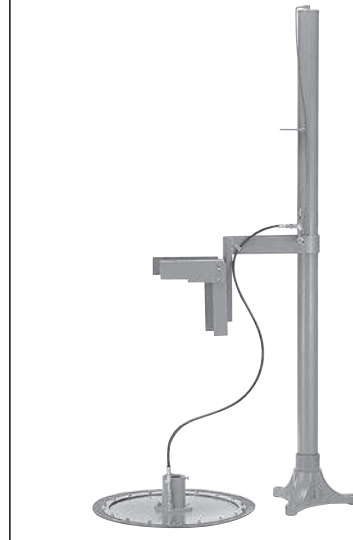
PowerMaster III pump hoist technical data


Model		1709	2716
Height	Lowered	70.5 in. (1,8 m)	73 in. (1,9 m)
	Raised	108.5 in. (2,8 m)	110.5 in. (2,8 m)
Operating air pressure		50 to 200 psi (3,45 to 13,8 bar)	40 to 200 psi (2,75 to 13,8 bar)
Beam	Length	19 in. (0,5 m)	19 in. (0,5 m)
	Rotation	360°	360°
Lift capacity		400 lb. (181 kg)	400 lb. (181 kg)

PowerMaster II pump hoist technical data

Model		1716
Height	Lowered	73 in. (1,9 m)
	Raised	110.5 in. (2,8 m)
Operating air pressure		40 to 200 psi (2,75 to 13,8 bar)
Beam	Length	19 in. (0,5 m)
	Rotation	360°
Lift capacity		400 lb. (181 kg)

Model 1716





Drum dollies

Model 84377 400 lb. (55 gal.) [181 kg (208 liter)] drum dolly

Use with any 400 lb. (181 kg) drum. 23 1/4 in. ID, height 5 1/4 in. (133,4 mm), hard rubber wheels: 1 in. (25,4 mm) wide, 2 1/2 in. (63,5 mm) dia. Capacity: 650 lbs. (294 kg)



Model 84192 120 lb. (16 gal.) [54 kg (60 liter)] band dolly

Band-type dolly for use with 120 lb. (54 kg) refinery containers; caster model 66060.

Model 66060 caster for roll-a-round base units

Standard equipment on Lincoln drum and band dollies.



Model 80895 roll-a-round base

Use with 120 lb. (54 kg) refinery containers. Four ball-bearing swivel casters and screw clamps.

Model 674 hand truck

All steel, rugged construction with 6 in. (152,4 mm) diameter wheels. Finished in Lincoln red. 41 high x 15 in. wide (1 041 high x 381 mm wide). For use with 120 lb. (54 kg) or 16 gallon (60 liter) drum.



PowerMaster III only

Model 84963 flange mounting assembly

For rigid mounting of PowerMaster III pumps to the top of fabricated bulk tanks.

Model 86214* gland protection sleeves

For all ball foot design pump tubes.

Model 84722 muffler adapter kit

Replaces standard built-in muffler on series III air motors. Pipes exhaust away from pump. Converts exhaust port to 3/4 in. NPT (f) thread.

Drum covers

Model 81538

Standard 16 gallon (60 liter) drum cover for mounting PowerMaster II and III drum pumps to full open drums.

Model 81412

Standard 55 gallon (208 liter) drum cover for mounting PowerMaster II and III series drum pumps on full open drums.

Model 83166

Same as model 81412 except includes a port for installation of material agitator.

*** ⚠ WARNING**
 California Proposition 65:
 Cancer and reproductive harm
www.P65Warnings.ca.gov

Follower plates

Recommended when pumping lubricants that will not seek their own level.

Model 84775

Deluxe universal follower for use with 25 to 50 lb. (11 to 22 kg) containers for 1, 1 1/4, and 1 1/2 in. diameter pump tubes. All rubber unit ensures complete grease dispensing to the bottom of dented or plastic lined drums; wipes pail or drum clean. Metal cap holds insert firmly in place, ensuring seal and maintaining vacuum.

Model 84780

Same as model 84775 except for use with 120 lb. (54 kg) containers for 1, 1 1/4, and 2 1/8 in. diameter pump tubes.

Model 83369

For 400 lb. (181 kg) drums. Diameter 21 5/8 in.

Model 81482 400 lb. (181 kg)

Includes mounting flange and tie rods for mounting any PowerMaster II pump. Includes model 84318 drum cover and model 84273 adapter flange.

Model 84768

Same as 81482 except for PowerMaster III pumps.

Model 84291 120 lb. (54 kg)

Same as model 81482, except for 120 lb. (54 kg) drums. Includes model 84299 drum cover and model 84273 adapter flange.

Model 84767

Same as 84291 except for PowerMaster III pumps.

Model 84273 flange mounting assembly

For rigidly mounting any PowerMaster II stub pump or drum pump to top of a fabricated bulk tank.

Model 84963

Same as 84273 except for PowerMaster III pumps.

Model 83119 tie rod assembly

Same as model 83131 except for 120 lb. (54 kg) drums.

Model 360248 drum locator

Positions and secures 400 lb. (181 kg) drums when truck is in motion. Two identical angles in a circular segment with an 11 1/2 in. radius. Holes provided for fastening angle to platform. Welding optional.


Model 84780



Model 83369




Model 84273



Model 360248






Hydraulic PowerMaster motor

Ideal for mining, heavy construction and ink applications

Rugged design with minimum moving parts, maximum reliability and durability in heavy-duty applications

- Two motor sizes available
- Expands pumping capability to higher pressure and higher volume applications
- Internal logic provides smooth changeover for each stroke
- No need for external pressure or limit switches and solenoid valves
- Responds immediately to changes in grease volume and pressure demands
- Versatile – designed to deliver effectively in transfer and automated lubrication
- Use with Lincoln's PowerMaster and PileDriver pump tube



Hydraulic PowerMaster motor technical data

Model	86400	86300
Cylinder diameter	3 1/2 in. (89 mm)	2 in. (51 mm)
Piston rod diameter	2 1/2 in. (64 mm)	1 7/16 in. (37 mm)
Stroke length	6 in. (152 mm)	6 in. (152 mm)
Operating pressure range*	300 to 1 500 psi (21 to 103 bar)	300 to 1 500 psi (21 to 103 bar)
Operating temperature range	-30 to +200 °F (-34 to +93 °C)	-30 to +200 °F (-34 to +93 °C)
Fluid consumption rate	57.7 cu. in./cycle or 1 gal./4 cycles (945,5 cm ³ /cycle or 3,8 liter/4 cycles)	18.8 cu. in./cycle or 1 gal./12 cycles (308 cm ³ /cycle or 3,8 liter/12 cycles)
Hydraulic fluid inlet	SAE 10 (female)	SAE 8 (female)
Hydraulic fluid outlet	SAE 12 (female)	SAE 10 (female)
Max. recommended speed (continuous)	55 cycles/min.	75 cycles/min.
Wetted part materials	Steel, bronze, polyurethane, nitrile	Steel, bronze, polyurethane, nitrile

* Refer to tables on pg. 98 for maximum operating pressure with specific pump tubes.

PowerMaster III models with model 86400 motor

Pump tube model	Ratio	Drum size		Maximum delivery pressure		Maximum hydraulic inlet pressure	
		gal.	liter	psi	bar	psi	bar
–	–						
84984	4:1	16	60	4 000	276	1 000	69
84985	4:1	55	208	4 000	276	1 000	69
84986	4:1	Stub	Stub	4 000	276	1 000	69

PowerMaster III models with model 86300 motor


Pump tube model	Ratio	Drum size		Maximum delivery pressure		Maximum hydraulic inlet pressure	
		gal.	liter	psi	bar	psi	bar
–	–						
84984	1.5:1	16	60	2 250	155	1 500	103
84985	1.5:1	55	208	2 250	155	1 500	103
84986	1.5:1	Stub	Stub	2 250	155	1 500	103


PileDriver III models with model 86400 motor

Pump tube model	Ratio	Drum size		Maximum delivery pressure		Maximum hydraulic inlet pressure	
		gal.	liter	psi	bar	psi	bar
–	–						
85922	1.2:1	Stub	Stub	1 800	124	1 500	103

PileDriver III models with model 86300 motor

Pump tube model	Ratio	Drum size		Maximum delivery pressure		Maximum hydraulic inlet pressure	
		gal.	liter	psi	bar	psi	bar
–	–						
85922	0.4:1	Stub	Stub	600	41	1 500	103





Hydraulic motor for PowerMaster III pump tubes

- **Designed for oil, ATF and gear oil**
- Safe to use where electric or pneumatic motors may be hazardous.
- Virtually eliminate concerns about air supply condition and exhaust emissions.
- Efficiently generates high material pressure and flow rate with minimum hydraulic power consumption.
- Few internal moving parts. No mechanical linkages or solenoids to fail or wear out.
- An internal changeover circuit requires no external signal for reciprocating action.
- Balanced cylinder design eliminates need for separate stroke adjustments.
- All key components are machined from steel or aluminum to insure long service life in the toughest applications.
- Hydro-PowerMaster was designed and is manufactured under the strict conditions of an ISO 9001 registered quality system.

Hydro-PowerMaster technical data

Model	85300
Cylinder diameter	2 in. (5 cm)
Piston rod diameter	1 3/8 in. (3,5 cm)
Stroke length	6 in. (15 cm)
Hydraulic fluid inlet (F)	SAE 8
Hydraulic fluid outlet (F)	SAE 10
Operating pressure range	300 to 1 500 psi (20,4 to 103 bar)
Operating temperature range	-30 to +200 °F (-34 to +93 °C)
Fluid flow consumption rate per cycle	18.8 cu. in. (308,1 cm ³)
Recommended continuous speed	75 cycles/minute
Wetted parts materials	Steel, aluminum, bronze, nitrile, PTFE, polyurethane

PowerMaster III special pump

Motor	Pump tube	Ratio	Drum size		Size NPT (f)	Maximum hydraulic pressure		Maximum pressure		Free delivery	
			gal.	liter		psi	bar	psi	bar	gal.	liter
85300	84985	1.5:1	55	208	3/4	1 500	103	2 250	155	3.9	14,6
85300	84984	1.5:1	16	60	3/4	1 500	103	2 250	155	3.9	14,6
85300	84986	1.5:1	stub	-	3/4	1 500	103	2 250	155	3.9	14,6



Must order hydraulic motor and pump tube separately.
CAUTION: Do not exceed maximum hydraulic inlet pressure listed for each motor/pump tube combination.

Hydraulic PowerMaster motor

Ideal for mining, heavy construction and portable lubrication trucks

Rugged design with minimum moving parts, maximum reliability and durability in heavy-duty applications

- Two motor sizes available
- Expands pumping capability to higher pressure and higher volume applications
- Internal logic provides smooth changeover for each stroke
- No need for external pressure or limit switches and solenoid valves
- Responds immediately to changes in grease volume and pressure demands
- Versatile – designed to deliver effectively in transfer and automated lubrication
- Use with Lincoln's PowerMaster and PileDriver pump tube



Hydraulic PowerMaster motor technical data

Model	86400	86300
Cylinder diameter	3 1/2 in. (89 mm)	2 in. (51 mm)
Piston rod diameter	2 1/2 in. (64 mm)	1 7/16 in. (37 mm)
Stroke length	6 in. (152 mm)	6 in. (152 mm)
Operating pressure range*	300 to 1 500 psi (21 to 103 bar)	300 to 1 500 psi (21 to 103 bar)
Operating temperature range	-30 to +200 °F (-34 to +93 °C)	-30 to +200 °F (-34 to +93 °C)
Fluid consumption rate	57.7 cu. in./cycle or 1 gal./4 cycles (945,5 cm ³ /cycle or 3.8 liter/4 cycles)	18.8 cu. in./cycle or 1 gal./12 cycles (308 cm ³ /cycle or 3.8 liter/12 cycles)
Hydraulic fluid inlet	SAE 10 (female)	SAE 8 (female)
Hydraulic fluid outlet	SAE 12 (female)	SAE 10 (female)
Max. recommended speed (continuous)	75 cycles/min.	75 cycles/min.
Wetted part materials	Steel, bronze, polyurethane, nitrile	Steel, bronze, polyurethane, nitrile

* Refer to tables on pg. 101 for maximum operating pressure with specific pump tubes.

PowerMaster III



PowerMaster III models with model 86400 motor

Pump tube model	Ratio	Drum size		Maximum delivery pressure		Maximum hydraulic inlet pressure	
		gal.	liter	psi	bar	psi	bar
–	–						
84991	8:1	55	208	7 200	496	900	62
84992	8:1	16	60	7 200	496	900	62
84993	14:1	55	208	7 000	483	500	35
84994	14:1	16	60	7 000	483	500	35
84995	17:1	55	208	7 650	527	450	31
84996	17:1	16	60	7 650	527	450	31
84997*	23:1	55	208	6 900	476	300	21
84998*	23:1	16	60	6 900	476	300	21

*⚠️ WARNING California Proposition 65: Cancer and reproductive harm. www.P65Warnings.ca.gov


PowerMaster III models with model 86300 motor

Pump tube model	Ratio	Drum size		Maximum delivery pressure		Maximum hydraulic inlet pressure	
		gal.	liter	psi	bar	psi	bar
–	–						
84991	2.7:1	55	208	4 000	276	1 500	103
84992	2.7:1	16	60	4 000	276	1 500	103
84993	4.5:1	55	208	6 750	465	1 500	103
84994	4.5:1	16	60	6 750	465	1 500	103
84995	5.5:1	55	208	7 500	517	1 300	90
84996	5.5:1	16	60	7 500	517	1 300	90
84997*	8:1	55	208	7 200	496	900	62
84998*	8:1	16	60	7 200	496	900	62

*⚠️ WARNING California Proposition 65: Cancer and reproductive harm. www.P65Warnings.ca.gov

Hydraulic motor for PowerMaster III pump tubes

- **Designed for grease**
- Safe to use where electric or pneumatic motors may be hazardous.
- Virtually eliminate concerns about air supply condition and exhaust emissions.
- Efficiently generates high material pressure and flow rate with minimum hydraulic power consumption.
- Few internal moving parts. No mechanical linkages or solenoids to fail or wear out.
- An internal changeover circuit requires no external signal for reciprocating action.
- Balanced cylinder design eliminates need for separate stroke adjustments.
- All key components are machined from steel or aluminum to insure long service life in the toughest applications.
- Hydro-PowerMaster was designed and is manufactured under the strict conditions of an ISO 9001 registered quality system.



Hydro-PowerMaster technical data	
Model	85300
Cylinder diameter	2 in. (5 cm)
Piston rod diameter	1 3/8 in. (3,5 cm)
Stroke length	6 in. (15 cm)
Hydraulic fluid inlet (F)	SAE 8
Hydraulic fluid outlet (F)	SAE 10
Operating pressure range	300 to 1 500 psi (20,4 to 103 bar)
Operating temperature range	-30 to +200 °F (-34 to +93 °C)
Fluid flow consumption rate per cycle	18.8 cu. in. (308,1 cm ³)
Recommended continuous speed	75 cycles/minute
Wetted parts materials	Steel, aluminum, bronze, nitrile, PTFE, polyurethane

PowerMaster III hydraulic-powered pumps

Motor	Pump tube	Ratio	Drum size		Size NPT (f)	Maximum hydraulic pressure		Maximum pressure		Free delivery	
			gal.	liter		psi	bar	psi	bar	gal./min.	liter/min.
85300	84991	3:1	55	208,2	3/4	1 500	103	4 500	310	2.0	7,5
85300	84992	3:1	16	60,57	3/4	1 500	103	4 500	310	2.0	7,5
85300	84993	4.5:1	55	208,2	3/4	1 500	103	6 750	466	1.2	4,5
85300	84994	4.5:1	16	60,57	3/4	1 500	103	6 750	466	1.2	4,5
85300	84995	5:1	55	208,2	3/4	1 500	103	7 500	517	1.0	3,7
85300	84996	5:1	16	60,57	3/4	1 500	103	7 500	517	1.0	3,7
85300	84997	7:1	55	208,2	3/4	1 000	69	7 000	483	0.7	2,6
85300	84998	7:1	16	60,57	3/4	1 000	69	7 000	483	0.7	2,6

Must order hydraulic motor and pump tube separately.
CAUTION: Do not exceed maximum hydraulic inlet pressure listed for each motor/pump tube combination.

Air-operated diaphragm pumps

Model 85630



Model 85628



Model 85622



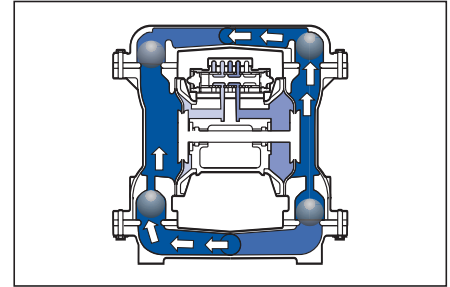
Model 85634



Basic design features

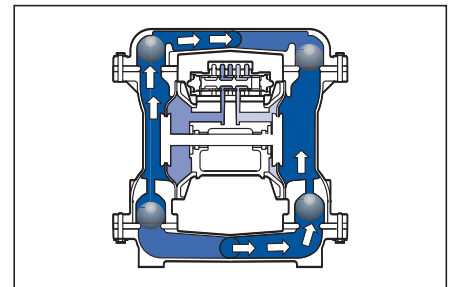
Diaphragm pumps are driven by compressed air. The directional air distribution valve and pilot valve – the “air end” – are located in the center section of the pump. Liquid moves through two manifolds and outer chambers of the pump, the “wet end”. Generally, check valves are located at the top and bottom of each outer chamber or on a common manifold. Lincoln’s double diaphragm self-priming design offers many advantages over other pumps.

- Pump abrasive and sheer-sensitive materials.
 - Low interval velocities move abrasives easily with no damage. Gentle pumping action does not sheer fragile materials.
- Pumps viscous materials.
 - Even heavy or solids-laden materials can be pumped.
- Environmentally friendly.
 - No motors, seals or packing to leak.
- Self-priming.
 - Able to dry prime under most suction lift or flooded suction conditions.
- Variable flow.
 - Regulate the inlet air supply to adjust flow.
- Runs dry without damage.
- Deadheads against closed discharge.
 - Excessive back pressure stops operation without damage until discharge opens. Eliminates bypass systems or relief valves.
- Explosion-proof.
 - Eliminates sparking concerns of other electrical or rotating pumps.



*Right chamber – discharge
Left chamber – suction*

*Left chamber – discharge
Right chamber – suction*



WARNING!

The pump exhaust should be piped to an area for safe disposal of product being pumped in the event of a diaphragm failure.

Pumps and accessories – air-operated diaphragm (AODD) pumps

1:1 air-operated diaphragm pump line

Model	Description	Pump body	Wetted or soft parts	Size		Free delivery		Air inlet NPT (f)	Maximum pressure		Element particle size		Application
				inlet NPT	outlet NPT	gal.	liter		psi	bar	in.	mm	
–	in.	–	–	in.	in.	gal.	liter	in.	psi	bar	in.	mm	–
85630	1/4	Polyprop	PTFE	1/4	1/4	4	15,1	1/4	100	6,89	1/32	0,79	New oil, AF, windshield washer fluid
85631	1/2	Aluminum	Buna-N	1/2	1/2	15	56,8	1/4	100	6,89	1/8	3,17	New/used oil, AF
85632	1/2	Aluminum	PTFE	1/2	1/2	15	56,8	1/4	100	6,89	1/8	3,17	New oil, AF
85633	1/2	Aluminum	Hytrel	1/2	1/2	15	56,8	1/4	100	6,89	1/8	3,17	New oil
85622	1/2	Polyprop	Santoprene	1/2	1/2 ¹⁾	14	53	1/4	100	6,89	1/8	3,17	High abrasion materials
85623	1/2	Polyprop	PTFE	1/2	1/2 ¹⁾	14	53	1/4	100	6,89	1/8	3,17	New oil, AF
85626	1/2	Polyprop	Buna-N	1/2	1/2 ¹⁾	14	53	1/4	100	6,89	1/8	3,17	New oil, AF
85629	1	Aluminum	Hytrel	1	1	45	170,3	1/2	125	8,6	1/4	6,35	New oil
85628	1	Aluminum	PTFE	1	1	45	170,3	1/2	125	8,6	1/4	6,35	New oil, AF
85627	1	Aluminum	Buna-N	1	1	45	170,3	1/2	125	8,6	1/4	6,35	New/used oil, AF
85621	1 1/2	Aluminum	Buna-N	1 1/2	1 1/2	106	401,3	3/4	125	8,6	1/4	6,35	New/used oil, AF
85624	2	Aluminum	Buna-N	2	2	150	567,8	3/4	125	8,6	1/4	6,35	New/used oil, AF

¹⁾ Can be converted to dual 1/2 in. outlet.

U.L. listed

Model	Description	Pump body	Wetted or soft parts	Size		Free delivery		Air inlet NPT (f)	Maximum pressure		Element particle size		Application
				inlet NPT	outlet NPT	gal.	liter		psi	bar	in.	mm	
–	in.	–	–	in.	in.	gal.	liter	in.	psi	bar	in.	mm	–
85634	1 U.L.	Aluminum	Buna-N	1	1	45	170,3	1/2	50 ²⁾	3,45	1/4	6,35	Used oil, diesel, kerosene
85635	1 U.L.	Aluminum	PTFE	1	1	45	170,3	1/2	50 ²⁾	3,45	1/4	6,35	Unleaded gas, diesel, kerosene used oil

²⁾ 50 psi (3,45 bar) flammable liquids, 125 psi (8,6 bar) others

Dual inlet

Model	Description	Pump body	Wetted or soft parts	Size		Free delivery		Air inlet NPT (f)	Maximum pressure		Element particle size		Application
				inlet NPT	outlet NPT	gal.	liter		psi	bar	in.	mm	
–	in.	–	–	in.	in.	gal.	liter	in.	psi	bar	in.	mm	–
85636	1/2	Aluminum	Buna-N	1/2	1/2	15	56,8	1/4	125	8,6	1/8	3,17	AF/water
85637	1/2	Polyprop	Buna-N	1/2	1/2	14	53	1/4	100	6,89	1/8	3,17	AF/water
85639	1	Polyprop	Buna-N	1 ANSI ³⁾	–	45	170,3	1/2	100	6,89	1/4	6,35	AF/water
85638	1	Aluminum	Buna-N	1	1	42	159	1/2	125	8,6	1/4	6,35	AF/water

³⁾ Model 85639 requires model 275631 adapter and model 275632 seal kit for pipe thread installations.

Air-operated diaphragm pump accessories




Wall mount brackets

Model 85255 wall mount bracket

Wall mount bracket for 1/4 to 1/2 in. air-operated diaphragm pumps.

Model 84817 wall mount bracket

Wall mount bracket for 1/2 to 2 in. air-operated diaphragm pumps.



Other accessories

Model 240994 drum adapter kit

For use with 1/2 in. polypropylene AODD pumps. Includes 2 in. NPT (f) bung bushing, 1 x 36 in. (25,4 x 914,4 mm) suction tube and adapter.

Model 275631 1 in. ANSI flange to 1 in. NPT adapter


Adapts 1 in. ANSI flange of model 85639 polypropylene dual inlet pump to 1 in. NPT (f). PVC for low pressure installations. Three required to convert all pump inlets/outlets.

Model 275632 ANSI bolt kit with seal

Attaches adapter to model 85639 pump. One bolt kit required for each adapter. Three required to convert all pump inlets/outlets.


Thermal pressure protection

Protect lubrication system components from high pressure spikes caused by temperature change in a closed fluid network.



Thermal pressure protection


Model	Description	Application	Pre-set relief pressure		Size NPT
			psi	bar	
–	–	–			in.
282902	Valve only	AODD pumps	150	10	1/2
277601-4	Kit with valve, hose, adapters	1/2 in. AODD pumps	150	10	Integrated
277601-5	Kit with valve, hose, adapters	1/2 in. AODD pumps	150	10	Integrated



Transfer pumps

Lincoln raises the bar for stub-mounted transfer pumps with the model **85922** high-volume pump tube. In combination with PowerMaster air motors, this pump tube offers a wide range of options to provide needed volume and pressure for high-output transfer and multi-reel dispense systems.

- Large ports reduce resistance for improved flows in real world applications.
- 6 in. (152 mm) stroke lets the pump work easier to deliver the same or more volume.
- Proven PileDriver III pump tube and PowerMaster III air motor based design is durable, dependable and easy to maintain over the life of the pump.
- 2.5 in. NPTF (f) and 3 in. NPTF (m) inlet offers flexible mounting options.



Model 2331 1.5:1 stub pump

Package includes:

- Powermaster III 3 in. air motor model 84803
- PileDriver III stub pump tube model 85922
- Air coupler model 655008
- Air nipple model 653112

Model 2332 3:1 stub pump

Package includes:

- Powermaster III 4.25 in. air motor model 84804
- PileDriver III stub pump tube model 85922
- Air coupler model 655008
- Air nipple model 653112

Model 2333 7:1 stub pump

Package includes:

- Powermaster III 6 in. air motor model 84806
- PileDriver III stub pump tube model 85922
- Air coupler model 655012
- Air nipple model 653112

1:1 air-operated piston transfer pumps



Model 384829

1:1 ratio fluid transfer pump designed for quick, reliable and economical transfer from all types of standard containers. This high-volume pump is suitable for use with 16 gal. (60,5 l) and 55 gal. (208 l) drums and bulk storage tanks. Includes a 33 1/2 in. (85 cm) plastic extension tube that can be cut to fit the specific tank or drum depth. Positive-displacement pump starts automatically when the dispense valve is opened and shuts off automatically when the valve is closed. Features a universal suction tube and is capable of use with installed piping, hose and spigot valves, as well as suitable for installation on mobile lube carts.

Model 82230

Transfer pump quickly transfers fluids directly from 55 gal. (208 liter) drums. 2 in. (50,8 mm) bung bushing adjusts to varied drum lengths. Designed to stall against lubricant pressure. Use built in air control valve to adjust fluid output flow. Empties a 55 gal. (208 liter) drum in less than three minutes and has adjustable air flow lever.

Model 82715 PTFE kit

For use with model 82230, to allow compatibility with additional products.



1:1 piston transfer pumps

Model	Description	Pump body	Wetted or soft parts	Size		Free delivery		Air inlet NPT (f)	Maximum pressure		Typical automotive use
				inlet NPT	outlet NPT	per min. gal.	liter		psi	bar	
–	–	–	–	in.	in.	gal.	liter	in.	psi	bar	–
384829	Carbon steel	Metal	Flouroelastomer	–	1	14	53	1/4	200	14	Universal/motor and gear oil, ATF, hydraulic fluid transfer
82230	55 gal. (208 liter) drum	Aluminum, steel	Buna-N	3/4-11 1/2 A.N.	–	20	75	1/4	150	10,3	55 gal. (208 liter) drum/new oil transfer

Maximum diameter of suspended solids: Not applicable

Multi-fluid (DEF compatible) transfer pumps

Model 1390 lift-action transfer pump

Transfers DEF and many other fluids from larger fluid drums to convenient containers or directly into equipment and vehicle reservoirs.

Self-priming pump is ready to use right out of the package – place the pump in a barrel or drum using the attached bung adapter, lift the lever and fluid is dispensed.

Recommended for use in automotive, trucking, agriculture and construction applications.

Model 1390 manual barrel pump

- DEF (diesel exhaust fluid) compatible
- Transfers popular shop fluids including acetone, antifreeze, windshield washer, thinners, and much more
- Includes NPT and buttress threads for steel and plastic drums
- Adjustable bung type fits 15-, 16-, 30- and 55-gallon drums
- Welded ground-post for safe dispensing of volatile fluids
- Premium-grade 316 stainless steel
- Easy fluid control; no splashing
- Self-priming
- Meets CA Proposition 65 and EU REACH standards

Model 1392 lever-action transfer pump

DEF-compatible pump featuring polypropylene construction. The telescoping pickup tube makes it suitable for a wide range of tank depths. Unique locking ring enables you to optimize nozzle placement to minimize pump load and simplify operation.

Pump package includes a premium non-kink, six-foot hose with 3/4 in. outlet nozzle that fits all standard DEF reservoirs, 45-degree nozzle and a threaded 2-inch bung that mounts securely to bulk DEF tanks.

Model 1392 lever-action DEF transfer pump

- DEF (diesel exhaust fluid) compatible
- Locking ring enables optimal pump positioning
- Nozzle hanger keeps hose within reach and off the floor
- Designed for automotive, trucking, agriculture and construction applications
- Transfers bulk fluid to smaller DEF containers or directly into vehicle reservoirs
- Self-priming pump unit


Model 1390



Model 1392



Transfer pump accessories



Suction kits

Model 84945 suction kit

For transfer of product from drums, bulk tanks or reservoirs. Includes bung bushing suction tube, hose and coupling assembly.



Note: 2 x 1 in. (50,8 x 25,4 mm) bell reducer required for use with model 1914, not included.

Model 85256

Same as model 84945 except for use with 1/4 in. AODD pump.

Used-fluid overfill warning valves

Float rises with used fluid to activate “whistle” warning at prescribed level.



Model 84815 single wall

For single wall tanks and drums in used fluid systems and above ground tanks.

Model 84824 double wall

Same as model 84815 except for double walled tanks and above ground tanks.

4-way valve

Model 84816

Four port, two position valve used in waste fluid systems. Enables one pump to pump into and out of drum or tank. 1 in. NTP female threads inlet/outlet.

Bulk oil systems

3:1 and 5:1 ratio pump packages

Lincoln pump 3:1 and 5:1 ratio packages include model 600003 regulator, model 600401 gauge, model 815 coupler and model 11659 nipple. Control valve, inline meter or handheld metering control valve must be ordered separately (except model 4283).

Model 4283* 5:1 with 50 ft. (15,24 m) reel and meter

Deluxe assembly includes:

- Model **84934** 5:1 ratio pump with bung bushing, universal suction tube with foot valve to fit any size container up to 275 gallons (1 041 liter)
- 1/2 in. x 50 ft. (12,7 mm x 15,24 m) oil hose reel Alemite model **8078-D** with 2 ft. (0,6 m) connecting hose
- Model **967** electronic meter totalizes in liters and gallons with quart, gallon or pint readout.

Note: Pipe, fittings and hardware for installation of overhead reel assembly supplied by others.

Model 4493* value series pump, reel and meter package

- Configured for above-ground tank installations.
- For use with natural and synthetic oils, automatic transmission fluid, gear oil, antifreeze or hydraulic oil throughout the shop.
- Fast, reliable dispensing with model 4491 6 gallon/min. (22 liter/min.) free delivery pump.
- Easy handling, dependable service with the Alemite model **8078** series hose reel's heavy-gauge steel base, brass bushings and extra-wide hose guide.
- Accurate and easy dispensing with model 980 electronic oval gear meter with flexible extension.
- Package includes:
 - Model **4491** 3.5:1 pump
 - Alemite model **8078-C** reel with 1/2 in. x 30 ft. (12,7 mm x 9,15 m) hose and ball stop
 - Model **980** electronic meter (measures in quarts)
 - Air line regulator and gauge
 - Air coupler and nipple
 - 2 ft. (0,6 m) fluid connecting hose from pump to reel and adapter union

Model 4283



Model 4493



System for mounting pump and reel on tank

* ⚠ WARNING

California Proposition 65:
Cancer and reproductive harm
www.P65Warnings.ca.gov

Series 20 corrosive fluids pumps

Model 84145-9



Series 20 pumps 3:1 pressure ratio

Model 84145-9 stainless steel

For pumping synthetic hydraulic oil, anti-freeze or corrosive products. Pump may be coupled to stand pipe, mounted with bracket and suction kit or pump tube extension may be added for bung mounting to bulk tank, 2.5 gallon/min. (9 liter/min.) free delivery. Pump tube constructed of 316 stainless steel and features PTFE packings, air inlet 1/4 in. NPT (f), material outlet 1/2 in. NPT (f) comes with air coupler and plug and model 84147-9 product check assembly.

Model 84080-9



Model 84080-9 stainless steel

Recommended for use with antifreeze, solvents and windshield washer solution. 316 series stainless steel construction and PTFE packings assures long life. 3:1 ratio pump for transfer of corrosive or toxic fluids. Mounts on 55-gallon (208 liter) bung opening drums. Delivers 2.5 gallon/min. (9 liter/min.). Lasts longer than carbon steel models in corrosive service. Maximum air pressure 125 psi (8,6 bar).

WARNING!

For safe and proper use, always consult instructions accompanying product. See **Safety Warning Information** for appropriate warnings.

Value series transfer pumps

Features

- **For pumping oil, ATF and gear oil**
- Proven horizontal, valved-piston motor design for simplicity and reliability
- Provides quick dispense, fill or transfer with high-volume output
- Built-in muffler for quiet operation
- Cost-effective solution for oil distributors who need to supply pumps for customers who purchase bulk oil in tanks or drums
- Available as stub pump, 16 or 55 gallon (60 or 208 liter) pump or 50 to 275 gallon (946 to 1 041 liter) tank pump
- Motor's single-stroke action delivers cost effective, high performance and high flow
- Provides quick dispense and fill of ATF, oil, gear lubrication and other fluid lubricants with the speed of many higher-priced pumps
- Ideal for use with one or two overhead reels in applications such as medium-to-light vehicle service facilities, car dealerships, small contractors, farmers and agriculture equipment dealers




Value series transfer pumps technical data

Pump ratio		3.5:1
Output per stroke		5.6 in. ³ (91 cm ³)
Delivery output		6 gallons/min. (22 liter/min.)
Pneumatic inlet pressure	Max.	120 psi (8,3 bar)
	Min.	20 psig (1,4 bar)
Operating temperature range		30 to 120 °F (-1 to +49 °C)
Weight (empty)		14 lbs. (6 kg)
Pneumatic port inlet		1/4 in.-18 NPTF
Material port outlet		1/2 NPTF
Recommended fluids		Motor oils, transmission fluid, petroleum-based fluids

Pump models

Model	Application		Mounting	Size	
	gal.	liter		in.	mm
4490	16 to 55	60 to 208	2 NPT male bung adapter	36.5	927,1
4491	250 to 275 oval tank	946 to 1 041 oval tank	2 NPT male bung adapter	47	1 194
4492	stub		1.5 NPT male	–	–

Low-volume transfer pumps for oil, ATF and gear lubricants



Model 4475 series 1:1 pump

The model 4475 pump is a reciprocating-piston, low-pressure single-action pump. Air powers the pump's piston on the dispensing, or working, stroke. An internal spring returns the piston and resets it for the working stroke. It pumps continuously when the dispensing (fluid outlet) valve is open and 20 to 120 psi (1,4 to 8,3 bar) air is supplied to the pump.



1:1 value series pumps

Model	Description	Size	Tube size		Inlet pressure				Output per stroke		Free delivery	
					Max.		Min.					
–	–	in.	in.	cm	psi	bar	psi	bar	in. ³	cm ³	gal./min.	liter/min.
4475*	Bare pump	1/2 NPTF	34	86	120	8,3	20	1,4	2.9	48	Up to 4	Up to 15
4480*	Spigot pump	Spigot extension with on/off valve	34	86	120	8,3	20	1,4	2.9	48	Up to 4	Up to 15

* Bung bushing models 261102, 261103, 261104
 Ratio is approximately 0.7:1 to 0.8:1 depending on inlet air pressure
 Operation is pneumatic pressure delivery stroke with spring return stroke. Attachment is 2 in. bung, adjustable for 55 and 16 gal. (208,2 and 60,57 liter) drums, bench and portable tank.



Recommended accessories

Model	Description
815	1/4 in. NPT (f) air coupler
11659	1/4 in. NPT (m) air nipple
602003	1/4 in. miniature air regulator
247843*	Air line pressure gauge
10462	1/4 in. pipe nipple for regulator attachment

Note: Air line controls are a must for safe and effective pump operation
 *⚠️ **WARNING** California Proposition 65: Cancer and reproductive harm. www.P65Warnings.ca.gov

Heavy-duty, air-operated grease pumps

Air-operated grease pumps for 120 lb. (54 kg) drums

The following models contain Lincoln's high-pressure series 20 grease pumps.

Model 917 120 lb. (54 kg) drum

Will dispense 45 oz. (1,3 kg) or 80 cu. in. (1 311 cm³) of NLGI 0 – 2 grease per minute at 150 psi (10 bar). Assures positive prime at lowest temperature. Drum cover model 46007 finished in Lincoln red; roll-a-round base model 80895 base in black; air motor cover in white. Height 43 1/8 in. (1 095 mm). Base 17 in. (432 mm) square. Drum not included.

Model 917-57 120 lb. (54 kg) drum

Same as model 917 without roll-a-round base.

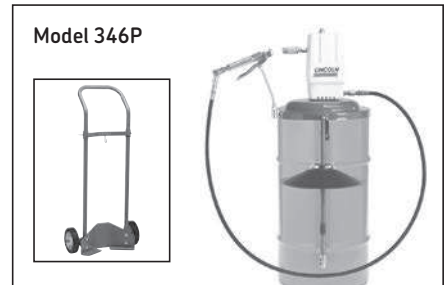
Model 6917 air-operated portable grease pump package

Lincoln's new heavy-duty portable grease pump delivers the same volume and pressure as the more expensive pumps – but at an affordable price.

- Lincoln's time-tested, 2 1/2 in. (63,5 mm), 50:1, air-operated, double-acting grease pump ensures dependable, high-output grease delivery.
- Lube the hard-to-reach fittings with the heavy-duty control valve and universal swivel.
- Standard follower wipes 120 lb. (54 kg) drum sides clean and keeps the pump primed.
- Four-wheel dolly maneuvers easily around the shop.

Model 346P 120 lb. (54 kg) drum

Same as model 917 except with model 674 hand truck which provides convenient transportation for unit. Hand truck has two semi-pneumatic disc wheels and screw-type clamp which locks unit to truck. Drum not included.



Air-operated grease pumps for 120 lb. (54 kg) drums

Model	Bare pump	Drum cover	Base	Follower	Drum size	
–	–	–	–	–	lb.	kg
917-57	82050	46007	–	84780	120	54

Delivery kit for unit includes: model 75084 high-pressure hose, model 11659 nipple, model 740 control valve, model 815 air coupler, model 82399 straight swivel and model 81387 universal swivel.
Note: Free delivery 80 cu. in./min. (1 311 cm³/min.)

*** ⚠ WARNING**
 California Proposition 65:
 Cancer and reproductive harm
www.P65Warnings.ca.gov

NOTE:
 The PMV pump series has been discontinued.
 Review model 917 as alternative for many applications to the PMV model 9917;
 model 917-57 as alternative to PMV model 9917-57;
 model 346P as alternative to PMV model 9946P.



Air-operated double-acting pumps for 35 lb. (16 kg) pails

Model 987 25 to 50 lb. (11 to 22 kg) pail/ 60 lb. (27 kg) bulk

For 25 to 30 lb. (11 to 13 kg) refinery containers or 60 lb. (27 kg) bulk. Gasket and air vent in lid assembly makes unit completely dust-proof, leak-proof and spill-proof. Ideal for use in all types of weather; container rust-proofed and finished in Lincoln red. Height 31 3/4 in. (806 mm); inside diameter of container 12 1/2 in. (318 mm).

Model 989 25 to 50 lb. (11 to 22 kg) drum

Steel cover has three thumb screws to clamp securely to any original 25 to 50 lb. (11 to 22 kg) refinery container. Carrying handle provides easy portability. Follower plate assures positive prime at lowest temperatures. Cover rust-proofed and finished in Lincoln red. Bucket not included.



Air-operated double-acting pumps for 35 lb. (16 kg) drums

Model	Bare pump	Drum cover	Base	Follower	Drum size	
					lb.	kg
987	83513	90656	–	Not supplied ¹⁾	25 to 50	11 to 23
989*	82716	91499	–	84775	25 to 50	11 to 23

¹⁾ Optional follower plate model 384775 can be used with original 25 to 50 lb. (11 to 23 kg) refinery grease bucket inside model 987 canister.

Delivery kits for all units include: model 75084 high-pressure hose, model 11659 nipple, model 740 control valve, model 815 air coupler, model 82399 straight swivel and model 81387 universal swivel.

Note: Free delivery 80 cu. in./min. (1 311 cm³/min.)

*⚠️ **WARNING** California Proposition 65: Cancer and reproductive harm. www.P65Warnings.ca.gov

NOTE:

The PMV pump series has been discontinued. Review model 989 as alternative for many applications to the PMV model 9989.



Follower plates

Model 84775

Deluxe universal follower for use with 25 to 50 lb. (11 to 22 kg) containers for 1, 1 1/4, 1 1/2 in. (25, 32, 38 mm) diameter pump tubes. All rubber unit ensures complete grease dispensing to the bottom of dented or plastic lined drums; wipes pail or drum clean. Metal cap holds insert firmly in place, ensuring seal and maintaining vacuum.

Model 84780

Same as model 84775 except for use with 120 lb. (54 kg) containers for 1, 1 1/4, 2 in. (25, 32, 51 mm) diameter pump tubes. Used with series 20 and 40 air-operated grease pumps.

Value series 40:1 single-acting, air-operated grease pumps

Features and benefits

- Professional quality lubrication at an affordable price
- High pressure
- Portable medium- to light-duty chassis lubrication
- Proven valved piston design
- Simple grease plunger/bushing
- Control valve and universal swivel
- Easy, one-hand operation
- Built for durability and reliability
- Maximum output:
5 cu. in./2.5 oz. per min. (82 cm³/71 ml)

Model 4417 for 120 lb. (54 kg) drums (drum not included)

Includes 40:1 value series pump, drum cover, high-pressure control valve, universal swivel, coupler, 7 ft. (2,1 m) connecting hose, follower plate and band dolly.

Model 4459 for 25 to 50 lb. (11 to 22 kg) pail (pail not included)

Includes 40:1 value series pump, pail cover, handle, high-pressure control valve, universal swivel, coupler, 7 ft. (2,1 m) connecting hose, follower plate and band dolly.

Model 4489 for 25 to 50 lb. (11 to 22 kg) pail (pail not included)

Same as model 4459 except without band dolly.



Value series 40:1 single-acting, air-operated grease pumps technical data

Model	4417	4459	4489
Container size	120 lb. (54 kg)	25 to 50 lb. (11 to 22 kg)	25 to 50 lb. (11 to 22 kg)
Four wheel caster dolly	Yes	Yes	No
Ratio	40:1	40:1	40:1
Air motor effective diameter	2 in. (52 mm)	2 in. (52 mm)	2 in. (52 mm)
Air inlet connection	1/4 NPT (f)	1/4 NPT (f)	1/4 NPT (f)
Lube outlet	SAE-6 O-ring port	SAE-6 O-ring port	SAE-6 O-ring port
Volume output/minute	5 in. ³ (82 cm ³)	5 in. ³ (82 cm ³)	5 in. ³ (82 cm ³)
Maximum air pressure	100 psi (7 bar)	100 psi (7 bar)	100 psi (7 bar)
Minimum air pressure	40 psi (3 bar)	40 psi (3 bar)	40 psi (3 bar)
Maximum grease output pressure	4 000 psi (276 bar)	4 000 psi (276 bar)	4 000 psi (276 bar)
Flexible follower	Included with all models	Included with all models	Included with all models

Delivery kit for all models includes high-pressure grease control valve and coupler, universal swivel, 7 ft. (2,1 m) connecting hose.

Model 600003



Model 600401



Air gauges

Model 600401* gauge

Registers pressures up to 200 psi (13,79 bar). Dial diameter 2 in. (50,8 mm). 1/4 in. NPT center back connection. Calibrated both in psi and kg/cm².

Miniature units

Model 600003* miniature regulator

All brass construction with Buna N diaphragm. For 1/4 in. pipe size. Maximum supply pressure: 300 psi (20,68 bar). Reduced pressure range: 0 to 125 psi (0 to 8,62 bar). Operating temperature range: -40 to +180 °F (-40 to +82 °C). Diameter 1 3/8 in. (35 mm), height 2 3/4 in. (70 mm), weight 1/2 lb. (0.23 kg)

Model 84191



Drum dollies

Model 84191 25 to 50 lb. (5 gal.) [11 to 22 kg (20 liter)] band dolly

Band-type dolly for any original 25 to 50 lb. (11 to 22 kg) refinery containers; caster model 66060.

Model 84377



Model 84192 120 lb. (16 gal.) [54 kg (60 liter)] band dolly

Band-type dolly for use with 120 lb. (54 kg) refinery containers; caster model 66060.

Model 674



Model 84377 drum dolly

Use with any 400 lb. (55 gal.) [181 kg (208 liter)] drum. ID 23 1/4 in. (591 mm), height 5 1/4 in. (133 mm), hard rubber wheels: 1 in. (25,4 mm) wide, 2 1/2 in. (63,5 mm) diameter.

Model 674 hand truck

All steel, rugged construction with 6 in. (152,4 mm) diameter wheels. Finished in Lincoln red. 41 high x 15 in. wide (1 041 high x 381 mm wide). For use with 120 lb. (54 kg) or 16 gallon (60 liter) drum.

Model 80895



Model 80895 roll-a-round base

Use with 120 lb. (54 kg) refinery containers. Four ball-bearing swivel casters and screw clamps.

* ⚠ WARNING

California Proposition 65:
Cancer and reproductive harm
www.P65Warnings.ca.gov

Accessories

Model 66060 2 1/2 in. (63.5 mm) caster for roll-a-round base units

Standard equipment on Lincoln drum and band dollies.

Model 84941

Eye bolt kit for all series 20, 25 and 40 pumps, makes drum changing easy. Two part model 84941 kit screws directly onto pump for lifting with pump elevator.

Model 5841 drum plug wrench

Simplifies the opening and closing of caps and plugs on fluid drums, eliminating the need for cumbersome makeshift tools, such as screwdrivers and hammers. Suitable for agriculture, construction, industrial, fleet maintenance and vehicle service applications. Compatible with standard metal and plastic caps or plugs on 16- and 55-gallon (60 and 208 l) drums.

- Non-sparking, non-corrosive aluminum construction
- Practical, hard-wearing tool
- Comfortable, textured grip for ease of use
- Fits most steel and plastic caps, including 3/4-inch vent plugs

Followers plates

Recommended when pumping lubricants that will not seek their own level.

Model 84775

Deluxe universal follower for use with 25 to 50 lb. (11 to 22 kg) containers for 1, 1 1/4, and 1 1/2 in. diameter pump tubes. All rubber unit ensures complete grease dispensing to the bottom of dented or plastic lined drums; wipes pail or drum clean. Metal cap holds insert firmly in place, ensuring seal and maintaining vacuum.

Model 84780

For use with 120 lb. (54 kg) containers for 1, 1 1/4, 1 3/8, 1 1/2 and 2 1/8 in. diameter pump tubes. Used with series 20 and 40 air-operated grease pumps.

Model 4417 for 120 lb. (54 kg) drums (drum not included)

Includes 40:1 value series pump, drum cover, high-pressure control valve, universal swivel, coupler, 7 ft. (2.1 m) connecting hose, follower plate and band dolly.

Model 4459 for 25 to 50 lb. (11 to 22 kg) pail (pail not included)

Includes 40:1 value series pump, pail cover, handle, high-pressure control valve, universal swivel, coupler, 7 ft. (2.1 m) connecting hose, follower plate and band dolly.

Model 4489 for 25 to 50 lb. (11 to 22 kg) pail (pail not included)

Same as model 4459 except without band dolly.

Model 66060



Model 84941



Model 5841



Model 84775



Model 4417



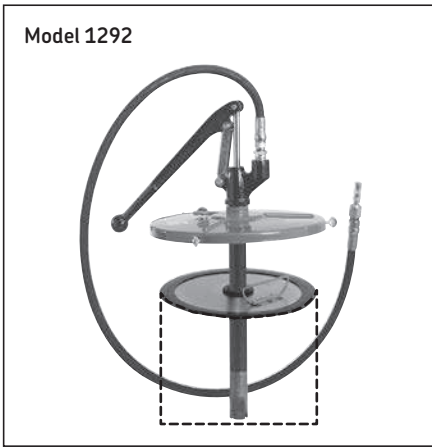
Shown with drum (drum not included)

Model 4459



Shown with pail (pail not included)

Manually operated high-pressure grease pumps



Manual bucket pumps

These quality-built Lincoln bucket pumps dispense high-pressure lubrication in any weather – even at 0 °F (–18 °C).

Model 1292 grease pump


Unit clamps on any 25 to 50 lb. (11 to 22 kg) refinery container in 60 seconds. Includes model 275184 flexible follower. Dimensions (h x w): 21 1/2 x 12 1/4 in. (546 x 311 mm). Tube size 1 1/4 in. (32 mm)

Model 1272

Large 30 lb. (13 kg) lubricant capacity with easy pumping action, develops a 3 500 psi (241 bar) maximum pressure to lubricate the most closely fitted bearings. Automatic pressure release prevents nozzle drippage, waste and mess. Pump and lid assembly easily removed as a single unit for filling. Order 7 ft. (2 m) hose and coupler assembly (model 81768) separately. Dimensions (h x w x diameter): 28 x 14 x 9 in. (711 x 356 x 229 mm).

Model 1275

All purpose pump dispenses both lubricants and greases. Especially useful for lubrication of trac-roller bearings. Handle slot pin switches for high pressure 5 000 psi (345 bar) or high-volume, low pressure 2 000 psi (138 bar) delivery. 40 lb. (18 kg) capacity steel container filled through pivot cover opening in lid. May also be used for fast, clean refilling of transmissions, differentials, gear cases and final drives. Order 5 ft. (1,5 m) hose (model 79060) and button-head grease coupler (model 80933) separately. Dimensions (h x w x l): 23 1/2 x 11 3/8 x 14 5/8 in. (597 x 289 x 372 mm)



WARNING!
 For safe and proper use, always consult instructions accompanying product.
 See **Safety Warning Information** for appropriate warnings.

Manual grease pumps

Model	Container size		Maximum pressure		Coupler accessories	Hose type		Follower	Output per stroke	
	lb.	kg	psi	bar		ft.	m		oz.	cm ³
<i>For use with original refinery containers – supplied with bucket cover assembly</i>										
1292	25 to 50	11 to 23	2 500	172	5852	5 (model 79060)	1,5 (model 79060)	275184	.303 ¹⁾	8,6
<i>Self-contained models</i>										
1275	40 bulk	18	5 000	345	None	None	–	Not supplied	.37 (high) ²⁾ .95 (low)	10 27
1272	30 bulk	14	3 500	241	None	None	–	Not supplied	.28	8,3

¹⁾Using no. 1 multi-purpose grease at 80 °F (27 °C)
²⁾Using no. 1 cup grease at 70 °F (21 °C)

Filler pumps – portable and stationary

- Fast (less than a minute), positive gun refilling with simple pumping action
- Filler socket assembly eliminates mess, waste and air pockets

Model 1296 clamp-on carry

Clamps to any original 25 to 50 lb. (11 to 22 kg) refinery container. Handles medium and light lubricants in any weather. Includes pump, filler socket, model 275183 flexible follower plate and ribbed steel drum cover. Rust resistant. Tube size 1 1/2 in. (38 mm).



Model 500L stationary 120 lb. (54 kg) drum

For use with original refinery drums with maximum head diameter of 14 9/16 in. (370 mm) and overall height of 26 5/8 in. (676 mm). Handles all high-pressure lubricants. Includes pump, filler socket and drum cover with one set of adjusting screws to accommodate variations in drum diameter. Red enamel finish; pump head and handle in black. Delivers 1 oz. (28 ml) per stroke.



Filler pumps

Model	Container size		Follower	Filler socket ¹⁾	Dimensions	
	lb.	kg			in.	mm
1296*	25 to 50	11 to 23	275183	274712	20 x 12 1/4 (H x W)	508 x 311 (H x W)
500L	120	54	None ²⁾	80133	26 5/8 x 14 9/16 (H x diameter)	676 x 370 (H x diameter)

¹⁾ Requires model 91108 filler nipple

²⁾ For pumping extra heavy lubricants, order follower plate model 84780 for model 500L pump

* **WARNING** California Proposition 65: Cancer and reproductive harm. www.P65Warnings.ca.gov

Model 80133 filler socket assembly

Accepts model 91108 grease gun filler nipple. Attaches to filler pumps for fast, convenient, economical loading. 3/8 in. NPT (f).

Model 91108 filler nipple

Enables hand guns to be loaded using filler pump method. Includes ball check. 1/8 in. NPT (m).



Manually operated grease pump accessories




Delivery hose assemblies for bucket pumps



Delivery hose assemblies for bucket pumps

Model	Size		Swivel	Coupler accessories
	ft.	m		
<i>For contacting hydraulic fittings</i>				
81768	7	2,13	80924	5834
<i>For contacting standard button-head fittings</i>				
81673	7	2,13	80924	81458
<i>For contacting large button-head fittings</i>				
81168	7	2,13	80924	80933

2 250 psi (155 bar) maximum operating pressure



Drum covers

Model 46007


Drum cover for 120 lb. (54 kg) or 16 gallon (60 liter) open top refinery containers for all series 20, 25 and 40 pumps.

Air-operated gear lube and ATF pumps

Air-operated mobile gear lube dispensers

Fast, clean refilling using efficient Lincoln air-operated pumps.


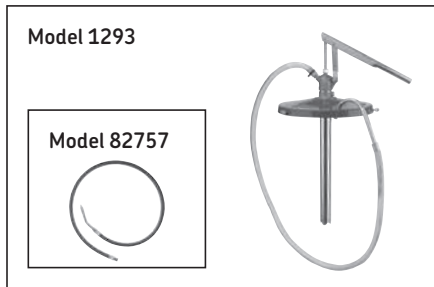

- 3:1 (model 2435) and 5:1 (model 2535) pump ratios delivers gear oil with minimum consumption.
- Air expeller built into pump tube prevents air from registering through meter.
- Large replaceable swivel casters provide ease of maneuverability (mobile models).
- Baked on enamel finish retards rust and corrosion.
- Includes air coupler model 815 and model 780 shut-off valves. Drum not included.



Air-operated gear lube and ATF pumps

Model	Container		Pump ratio	Meter	Style	Hose size model 73060		Tube size		Nozzle	Output	
	lb.	kg				ft.	m	in.	mm		gal./min.	liter/min.
2435	120	54	3:1	870 (pint)	Drum cover	5	1,5	25 3/4	654	780	6	23
2535	120	54	5:1	870 (pint)	Drum cover	5	1,5	25 3/4	654	780	6	23
2435LN	120	54	3:1	2873 (liter)	Drum cover	5	1,5	25 3/4	654	780	6	23

All models include model 80895 roll-a-round base



Manual gear lube dispensers

These quality manually operated pumps provide fast, clean refilling of differentials, gear cases and final drives.

- Cast iron pump outlet body and handle (except model 1293) provide durability and longevity.
- Metered models have air expeller built into pump tube (prevents air from registering on meter).
- Large replaceable swivel casters provide ease of maneuverability (mobile models).
- Baked enamel finish. Self-contained units and sealed models prevent contamination or spillage of product being dispensed.
- Smooth, easy pumping action (no crank or gears) dispenses all types of gear lubricants, even in the coldest weather.

Model G400 lever-action bucket pump

Fits 5 gallon (19 liter) buckets. Includes pump, 18 in. (457 mm) drum cover and 4 ft. (1,2 m) delivery hose. Perfect for transferring petroleum-based fluids. Model 82757 hose and nozzle upgrade kit for model 1293. Includes model 80999 nozzle assembly and 5 ft. (1,5 m) model 74560 hose.

Accessories

Model 82757 hose/nozzle kit

Hose and nozzle upgrade kit for model 1293. Includes model 80999 nozzle assembly and 5 ft. (1,5 m) model 74560 hose.

Model 674 hand truck

All steel, rugged construction with 6 in. (152 mm) diameter wheels. Finished in Lincoln red. 41 high x 15 in. wide (1 041 high x 381 mm wide). For use with 120 lb. (54 kg) or 16 gallon (60 liter) drum.

Model 80895 roll-a-round base

Use with 120 lb. (54 kg) refinery containers. Four ball bearing swivel casters and screw clamps. Included with models listed above.

Manual gear lube dispensers

Model	Container		Meter	Style	Base	Hose size (model 74560)		Nozzle	Output	
	lb.	kg				ft.	m		–	–
535	120	54	(pints)	15 ID drum cover	80895 roll-a-round	5	1,5	80599	2)	2)
535LN	120	54	2873 (liters)	15 ID drum cover	80895 roll-a-round	5	1,5	80599	2)	2)
535-58	120	54	(pints)	15 ID drum cover	–	5	1,5	80599	2)	2)
549	120	54	–	15 ID drum cover	80895 roll-a-round	5	1,5	80599	2)	2)
549-58	120	54	–	15 ID drum cover	–	5	1,5	80599	2)	2)
1253	30 (bulk)	14	(pints)	self contained	1)	5	1,5	80599	2)	2)
1253LN	30 (bulk)	14	2873 (liters)	self contained	1)	5	1,5	80599	2)	2)
1254	30 (bulk)	14	–	self contained	1)	5	1,5	80599	2)	2)
1293*	5 gal.	19 liter	–	12 ID clamp-on cover	–	5	1,5	–	3)	3)
G400*	5 gal.	19 liter	–	12 ID clamp-on cover	–	5	1,5	–	–	–

¹⁾ Interior 9 in. (229 mm) diameter, 13 3/4 in. (349 mm) width

²⁾ 1 pint (0,5 liter) per 7 strokes using SAE 90 gear lubricator at 70 °F (21 °C)

³⁾ 1 oz. (28 ml) per stroke using SAE 90 at 70 °F (21 °C)

* ⚠️ **WARNING** California Proposition 65: Cancer and reproductive harm. www.P65Warnings.ca.gov

For use with non-corrosive fluids, automotive, agricultural and industrial fluids such as motor oil, transmission fluid, gear oil, engine coolant, silicone oils, and more (not suitable for gasoline).

Model G401 lever-action barrel pump
 Fits 16 to 55 gallon (60,6 to 208 liter) drums. Delivers 10 oz. (283 ml) per stroke. Includes standard bung bushing. Designed for transfer of petroleum-based, non-corrosive liquids. Curved metal spout features threads to fit all garden hoses.



Model 1326 diaphragm action

Neoprene seals resist wear from abrasive fluids. Double-acting diaphragm delivers 1 gallon/8 strokes (3,8 liter/8 strokes). 8 ft. (2,4 m) hose with discharge nozzle.

Model 1335

This close tolerance pump utilizes brass rings for extreme durability and expanded fluid compatibility. Telescoping pick-up tube with standard 2 in. bung. Bung opening tool built into pump head to open sealed refinery container. 6 ft. (1,8 m) hose with discharge nozzle forward facing, two position handle.



Model 1340 lever-action barrel pump

Extended pump body improves top-of-barrel clearance while providing excellent flow per stroke [14.0 fl oz. (414 ml) minimum per stroke].

- Removable non-drip spout allows for threaded hose connection
- Telescoping pick-up tube
- Two-tier threaded bung fits standard 2 and 1.5 in. (50,8 and 38,1 mm) drums



Manually operated transfer pumps

Model	Drum size		Bung bushing NPT (m)	Output per stroke		Fluid compatibility
	gal.	liter		oz.	liter	
1326	16 to 55	60 to 208	2	16	0,47	Motor oil, transmission fluid, fuel oils, engine coolant, diesel, kerosene, hydraulic oil
1335*	16 to 55	60 to 208	2	8.5	0,25	Motor oil, transmission fluid, gear oil, fuel oils, engine coolant, diesel, kerosene, hydraulic oil
1340*	16 to 55	60 to 208	2 and 1.5	14	0,41	Motor oil, transmission fluid, gear oil, fuel oils, engine coolant, diesel, kerosene, hydraulic oil
G401*	16 to 55	60 to 208	2	10	0,28	Motor oil, transmission fluid, gear oil, fuel oils, engine coolant, diesel, kerosene, hydraulic oil

*⚠️ **WARNING** California Proposition 65: Cancer and reproductive harm. www.P65Warnings.ca.gov

Rotary drum pumps



Model 1385

- Fluid types – oils, diesel, kerosene, coolant, non-corrosive materials, petroleum-based fluids, hydraulic oils, ATF
- Internal check prevents drain-back and assures immediate restart
- Seal-tight telescoping pick-up tube with strainer

Model G402 rotary barrel pump

Cast iron pump head for transferring petroleum-based, non-corrosive fluids. Comes with standard bung bushing. Delivers approximately one gallon (3,8 liter) per 18 revolutions of handle.



Model 1385-H (with hose)

Same as model 1385 except includes heavy-duty 3/4 in. x 8 ft. (2,44 m) anti-static hose with non-sparking aluminum nozzle.

Model 1387 (fuel)

- Fluid types – gasoline, diesel, kerosene, coolant, non-corrosive materials, medium-viscosity petroleum-based fluids, hydraulic oils, ATF
- Heavy-duty 3/4 in. x 8 ft. (2,44 m) anti-static hose with non-sparking aluminum nozzle
- Flame arrestor and anti-siphoning vacuum break
- Seal-tight telescoping pick-up tube with strainer
- FM approved



Rotary drum pumps

Model	Output revolutions/gal	Fluid compatibility
1385	11	Motor oil, transmission fluid, fuel oils, engine coolant, diesel, kerosene, hydraulic oil
1385-H	11	Motor oil, transmission fluid, fuel oils, engine coolant, diesel, kerosene, hydraulic oil
1387	11	Motor oil, transmission fluid, fuel oils, engine coolant, diesel, kerosene, gasoline, hydraulic oil, ethanol
G402	18	Motor oil, transmission fluid, fuel oils, engine coolant, diesel, kerosene, hydraulic oil

Lube dispensing stations

Model 84951 oil bar

Modular three spigot capable red steel oil bar for use with dispensing motor oil, ATD and other fluids. Unit includes a removable tray for disposal of spillage and knock-outs for mounting inline digital meters.

Model 84951-BK oil bar

Same unit as model 84951 but black.

Model 277564 locking spigot

Spring-loaded oil spigot for use with oil pumps to dispense fluids into fill cans. The unit has a latching-style lever to lock the spigot open while dispensing. Recommended when used in conjunction with a Lincoln fluid inventory management system. 3/4 in. NPT (m) and 1/2 in. NPT (f).

Model 277565 non-locking spigot

Spring-loaded oil spigot for use with oil pumps to dispense fluids into fill cans. 3/4 in. NPT (m) and 1/2 in. NPT (f).

Model 277566 15 gallon/minute (56 liter/minute) flow control valve

Flow control valve that provides precision flow control in one direction and automatically allows unrestricted free flow in opposite direction. Two-step needle allows fine adjustment at low flow with first three turns of adjusting knob. Next three turns give full-open needle position and conventional throttling control. 1/2 in. -14 NPT (f); flow range: 15 gal./min. (56 liter/min.); maximum pressure: 2 000 psi (138 bar).

Model 814 universal digital inline meter

Measures in quarts, gallons or liters. Resettable and non-resettable accumulative totals. 1 000 psi (69 bar) maximum, 1/2 in. inlet/outlet, 8 gal./min. (30 liter/min.) maximum.

Model 278549 special fluid non-locking spigot

Non-locking spigot for use with water-based fluid such as washer fluid and coolant.

Model 278629 meter installation kit

Kit includes one 1/2 in. NPT street elbow, one 1/2 in. NPT adapter union, and one 1/2 x 1 in. NPT pipe to connect a meter into the spigot above the oil bar.

Model 84951



Shown with two model 277564 spigots

Model 277564



Model 277566



Model 814



Hose reels and accessories

Power cord and light hose reels	96
Value series air and water hose reels	97
Alemite compact hose reels	98
Alemite heavy duty hose reels	99
Alemite narrow double post hose reels	101
Heavy-duty series hose reels	103
High-flow reels and ball stops	107
Hose and hose reel accessories	109



Power cord and light reels



Value series air and water reels



Alemite compact reels



Alemite heavy-duty reels



Heavy-duty reels



High-flow reels

Power cord and light hose reels

Introducing Lincoln's new line of power cord and light reels. Designed for light-, medium- and heavy-duty applications in home, shop and factory environments.

Power cord reels

- Clear triple tap illuminates when receiving power
- Overload protection
- Adjustable cord stop with anti-kink cord spring
- 4 ft. (1,2 m) connection lead
- 125 V AC input voltage
- cUL listed

Model 91029 medium duty

- 50 ft. (15,2 m) 14/3 SJTOW cord - cold weather compatible, grease, oil and water resistant
- Heavy-duty flame resistant ABS housing
- Wall, ceiling or bench mounted with three fixed-angle positions
- 12 amp rating

Heavy duty reels

- Spring retractable with latch
- Compact for critical space requirements
- Durable abrasion and corrosion resistant baked-on powder coat finish
- Wall, ceiling or bench mount
- Engineered for industrial use
- All models supplied with cord are complete with approximately 4 ft. (1,2 m) pigtail and three-prong plug
- Adjustable cord stop
- cUL listed

Model 91030

- Single receptacle
- 50 ft. (15,2 m) 16/3 SJTOW cord – cold weather compatible, grease, oil and water resistant
- 13 amp rating

Model 91031

- Single receptacle
- 45 ft. (13,7 m) 12/3 SJEOW cord
- 20 amp rating

Model 91032

- Duplex outlet box with GFCI (F)
- 45 ft. (13,7 m) 12/3 SJEOW cord
- 20 amp rating

Model 91035

- 50 ft. (15,2 m) 16/3 SJTOW cord – cold weather compatible, grease, oil, and water resistant
- Two 4 watt, high-output LEDs provide bright, even light over the work surface
- 1 watt lensed output LED flashlight at the end provides bright light in tight spaces
- Polycarbonate impact- and shatter-resistant light tube
- Quiet speed-latching mechanism maintains desired working length of cord
- Inline molded tool tap capable of drawing up to 13 A (maximum)
- Protected two-way on/off switch located on handle
- Suited for indoor applications only

Model 91029



Model 91030 / 91031



Model 91032



Model 91035





Value series air and water hose reels

Air and water reel – value series

Lincoln's value series air and water hose reels are constructed of durable, heavy-gauge steel and quality hoses. Designed for stationary indoor and outdoor use, they can be attached to most surfaces that can be drilled. Features include five-position adjustable outlet roller arm, spring-powered automatic recoil, angled hose guide for smooth, parallel hose pull-out and retraction and an eight-position ratchet gearing that locks the reel at the desired hose length.

Model 83753

$\frac{3}{8}$ in. x 50 ft. (15 m) assembled air and water hose reel includes bare hose reel, 50 ft. (15 m) delivery hose and ball stop.

Model 83754

$\frac{1}{2}$ in. x 50 ft. (15 m) assembled air and water hose reel includes bare hose reel, 50 ft. (15 m) delivery hose and ball stop.

Value series air and water reel models

Model	Assembly	Inlet size NPT	Maximum pressure		Maximum air flow	
			psi	bar	cfm	m ³ /min.
83753*	50 ft. (15,2 m) of $\frac{3}{8}$ in. air/water hose	$\frac{1}{4}$	300	21	25	0,7
83754*	50 ft. (15,2 m) of $\frac{1}{2}$ in. air/water hose	$\frac{1}{2}$	300	21	35	1

***⚠ WARNING** California Proposition 65: Cancer and reproductive harm. www.P65Warnings.ca.gov

Replacement hose models

Model	Assembly	Inlet size NPT	Maximum pressure		Maximum air flow	
			psi	bar	cfm	m ³ /min.
278752*	50 ft. (15,2 m) of $\frac{1}{2}$ in. air/water hose	$\frac{1}{2}$	300	21	35	1
278749*	50 ft. (15,2 m) of $\frac{3}{8}$ in. air/water hose	$\frac{1}{4}$	300	21	25	0,7

***⚠ WARNING** California Proposition 65: Cancer and reproductive harm. www.P65Warnings.ca.gov

Replacement swivels models

Model	Swivel
83753*	279135*
83754*	279136*

***⚠ WARNING** California Proposition 65: Cancer and reproductive harm. www.P65Warnings.ca.gov

Alemite compact hose reels

Alemite compact reels provide optimum performance and safety in rough working environments. Featuring the same mounting pattern as Alemite's heavy duty and severe duty reels, these models are engineered for use in locations where space is limited. Alemite compact reels utilize shorter arms and a smaller diameter to provide reel performance in tight spaces.

- Saves space; fits in cabinets with 16.5 in. (419 mm) depth
- Superior performance of swivel and reel ball bearings reduce torque load on power spring for smooth retraction every time
- Anti-lockout design of ratchet prevents lockup when hose is fully extended, eliminating the need to manually release the pawl at the reel

- Sealed bearings prevent contamination and minimize maintenance, a critical performance factor in dirty environments
- Factory lubricated one piece power spring cassette makes installation and maintenance safe and easy
- Durable, heavy metal arbor design withstands extreme stress and eliminates breakage associated with non-metal and light weight metal arbors
- Adjustable 5 position guide arm allows hose to release at an optimum position. Narrow design allows for efficient use of available space
- Includes hose reel, hose, hose stop, union and 24 in. (61 cm) connecting hose



Compact reel for oil

Model	Color	Maximum pressure		Description			Included with reel assembly				Weight	
		psi	bar	Diameter in.	Length ft.	m	Bare reel model	Connecting hose	Delivery hose	Ball stop	lb.	kg
8016-C	Maroon	1,500	103	1/2	30	9	7316-C	317813-2	317813-30	337437	53	24

Compact reel for air/water

Model	Color	Maximum pressure		Description			Included with reel assembly				Weight	
		psi	bar	Diameter in.	Length ft.	m	Bare reel model	Connecting hose	Delivery hose	Ball stop	lb.	kg
8016-F*	Maroon	300	21	3/8	50	15,2	7316-F	317811-2	317803-50	337437	53	24kg

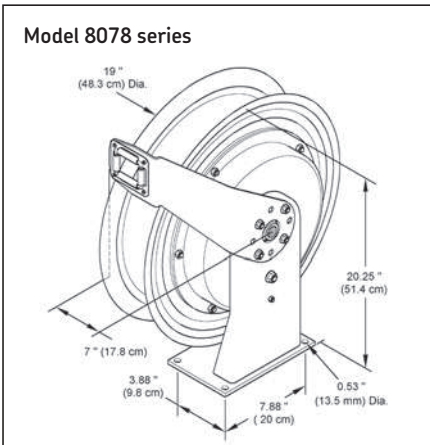
*⚠ **WARNING** California Proposition 65: Cancer and reproductive harm. www.P65Warnings.ca.gov

Bare reels

Model	Color	Usage	Maximum pressure		Description		Weight	
			psi	bar	Reel inlet in.	Reel outlet in.	lb.	kg
7316-C	Maroon	Oil	1,500	103	1/2 NPTF(f)	3/8 NPSM(f) swivel	43	19,5
7316-F*	Maroon	Air/water	300	21	1/2 NPTF(f)	1/4 NPSM(f) swivel	43	19,5

*⚠ **WARNING** California Proposition 65: Cancer and reproductive harm. www.P65Warnings.ca.gov


Alemite heavy duty hose reels



Alemite heavy duty reels set the industry standard for reliable, rugged performance in tough work environments. Engineered for optimum performance and safety, these reels are suitable for a wide range of demanding applications.

- Superior performance of swivel and reel ball bearings reduce torque load on power spring for smooth retraction every time
- Anti-lockout design of ratchet prevents lockup when hose is fully extended, eliminating the need to manually release the pawl at the reel
- Sealed bearings prevent contamination and minimize maintenance, a critical performance factor in dirty environments

- Factory lubricated one piece power spring cassette makes installation and maintenance safe and easy
- Durable, heavy metal arbor design withstands extreme stress and eliminates breakage associated with non-metal and light weight metal arbors
- Adjustable 5 position guide arm allows hose to release at an optimum position. Narrow design allows for efficient use of available space
- Compatible with oil, grease, air and water
- Includes hose reel, hose, hose stop, union and 24" (61 cm) connecting hose



Heavy duty reels for oil

Model	Color	Maximum pressure		Delivery hose Specification	Model	Outlet	Connecting hose *		Weight	
		psi	bar				Inlet	Model	lb.	kg
8078-C	Maroon	1,500	103	1/2 in. ID x 30 ft. (9 m)	317813-30	1/2 in. NPTF(m)	1/2 in. NPTF(m)	317813-2	58	26
8078-D	Maroon	1,500	103	1/2 in. ID x 50 ft. (15 m)	317813-50	1/2 in. NPTF(m)	1/2 in. NPTF(m)	317813-2	58	26
8078-DBL	Blue	1,500	103	1/2 in. ID x 50 ft. (15 m)	317813-50	1/2 in. NPTF(m)	1/2 in. NPTF(m)	317813-2	58	26
8078-DBK	Black	1,500	103	1/2 in. ID x 50 ft. (15 m)	317813-50	1/2 in. NPTF(m)	1/2 in. NPTF(m)	317813-2	58	26
8078-DW	White	1,500	103	1/2 in. ID x 50 ft. (15 m)	317813-50	1/2 in. NPTF(m)	1/2 in. NPTF(m)	317813-2	58	26

* Connecting hose length is 24 in. (61 cm)

Heavy duty reels for grease

Model	Color	Maximum pressure		Delivery hose Specification	Model	Outlet	Connecting hose *		Weight	
		psi	bar				Inlet	Model	lb.	kg
8078-A	Maroon	6,400	440	1/4 in. ID x 30 ft. (9 m)	317874-30	1/4 in. NPTF(f)	3/8 in. NPTF(m)	317876-2	56	25
8078-B	Maroon	6,000	413	1/4 in. ID x 50 ft. (15 m)	317874-50	1/4 in. NPTF(f)	3/8 in. NPTF(m)	317876-2	59	27
8078-T	Maroon	6,400	440	3/8 in. ID x 50 ft. (15 m)	317870-50	1/4 in. NPTF(f)	3/8 in. NPTF(m)	317882-2	63	29
8078-BBL	Blue	6,000	413	1/4 in. ID x 50 ft. (15 m)	317874-50	1/4 in. NPTF(f)	3/8 in. NPTF(m)	317876-2	59	27
8078-BBK	Black	6,000	413	1/2 in. ID x 50 ft. (15 m)	317874-50	1/4 in. NPTF(f)	3/8 in. NPTF(m)	317876-2	59	27
8078-BW	White	6,000	413	1/4 in. ID x 50 ft. (15 m)	317874-50	1/4 in. NPTF(f)	3/8 in. NPTF(m)	317876-2	59	27

* Connecting hose length is 24 in. (61 cm)

Hose reels and accessories – Alemite heavy-duty hose reel series



Colors not available in every size or length.



Heavy duty reels for air/water

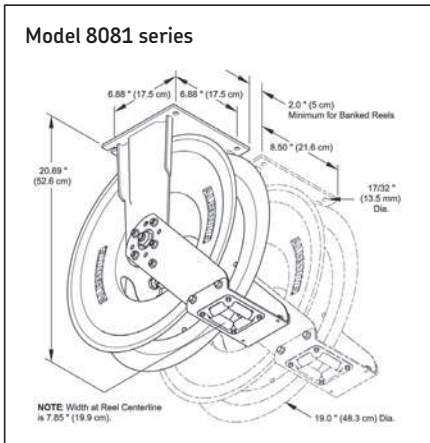
Model	Color	Maximum pressure		Delivery hose Specification	Model	Outlet	Connecting hose * Model		Weight	
		psi	bar				Inlet		lb.	kg
8078-E	Maroon	300	20	3/8 in. ID x 30 ft. (9 m)	317803-30	1/4 in. NPTF(m)	1/2 in. NPTF(m)	317811-2	51	23
8078-F	Maroon	300	20	3/8 in. ID x 50 ft. (15 m)	317803-50	1/4 in. NPTF(m)	1/2 in. NPTF(m)	317811-2	53	24
8078-M	Maroon	300	20	1/2 in. D x 50 ft. (15 m)	317811-50	1/2 in. NPTF(m)	1/2 in. NPTF(m)	317811-2	61	28
8078-FBL	Blue	300	20	3/8 in. ID x 50 ft. (15 m)	317803-50	1/4 in. NPTF(m)	1/2 in. NPTF(m)	317811-2	53	24
8078-FBK	Black	300	20	3/8 in. ID x 50 ft. (15 m)	317803-50	1/4 in. NPTF(m)	1/2 in. NPTF(m)	317811-2	53	24
8078-FW	White	300	20	3/8 in. ID x 50 ft. (15 m)	317803-50	1/4 in. NPTF(m)	1/2 in. NPTF(m)	317811-2	53	24

* Connecting hose length is 24 in. (61 cm)

Bare reels

Model	Color	Usage	Maximum pressure		Description Reel inlet	Reel outlet	Weight	
			psi	bar			in.	in.
7135-A	Blue	Oil	1,500	103	1/2 NPTF(f)	1/2 NPTF(f) swivel	50	23
7135-B	Black	Oil	1,500	103	1/2 NPTF(f)	1/2 NPTF(f) swivel	50	23
7135-C	White	Oil	1,500	103	1/2 NPTF(f)	1/2 NPTF(f) swivel	50	23
7335-B	Maroon	Oil	1,500	103	1/2 NPTF(f)	1/2 NPTF(f) swivel	50	23
7134-A	Blue	Grease	6,000	413	1/2 NPTF(f)	3/8 NPTF(f) swivel	50	23
7134-B	Black	Grease	6,000	413	1/2 NPTF(f)	3/8 NPTF(f) swivel	50	23
7134-C	White	Grease	6,000	413	1/2 NPTF(f)	3/8 NPTF(f) swivel	50	23
7334-B	Maroon	Grease	6,000	413	1/2 NPTF(f)	3/8 NPTF(f) swivel	50	23
7136-A	Blue	Ai/Water	300	20	1/2 NPTF(f)	3/8 NPTF(f)	50	23
7136-B	Black	Air/Water	300	20	1/2 NPTF(f)	3/8 NPTF(f)	50	23
7136-C	White	Air/Water	300	20	1/2 NPTF(f)	3/8 NPTF(f)	50	23
7336-B	Maroon	Air/Water	300	20	1/2 NPTF(f)	3/8 NPTF(f)	50	23

Alemite narrow double post hose reels



Alemite narrow double post reels provide the rugged, reliable performance of an Alemite reel, with a narrower design to fully optimize space efficiency. The dual arm design provides increased strength and stability in demanding off road applications.

- Narrow design – 8.5" (22 cm) wide – for better space utilization
- Superior performance of swivel and reel ball bearings reduce torque load on power spring for smooth retraction every time
- Anti-lockout design of ratchet prevents lockup when hose is fully extended, eliminating the need to manually release the pawl at the reel

- Sealed bearings prevent contamination and minimize maintenance, a critical performance factor in dirty environments
- Factory lubricated one piece power spring cassette makes installation and maintenance safe and easy
- Durable, heavy metal arbor design withstands extreme stress and eliminates breakage associated with non-metal and light weight metal arbors
- Adjustable 5 position guide arm allows hose to release at an optimum position. Narrow design allows for efficient use of available space
- Compatible with oil, grease, air, water, fuel and hydraulic fluid
- Includes hose reel, hose, hose stop and swivel inlet union

Narrow double post reels for oil

Model	Maximum pressure		Delivery hose Specification	Model	Outlet	Reel Inlet	Weight	
	psi	bar					lb.	kg
8081-D	1,800	124	1/2 in. ID x 50 ft. (15 m)	317813-50	1/2 in. NPTF(m)	1/2 in. NPSM(m)	74	34

Narrow double post reels for grease

Model	Maximum pressure		Delivery hose Specification	Model	Outlet	Reel Inlet	Weight	
	psi	bar					lb.	kg
8081-A	6,500	448	1/4 in. ID x 30 ft. (9 m)	317874-30	1/4 in. NPTF(f)	3/8 in. NPSM(m)	71	32
8081-B	6,500	448	1/4 in. ID x 50 ft. (15 m)	317874-50	1/4 in. NPTF(f)	3/8 in. NPSM(m)	72	33
8081-J	4,000	275	3/8 in. ID x 50 ft. (15 m)	317870-50	1/4 in. NPTF(f)	3/8 in. NPSM(m)	72	33



Narrow double post reels for air/water

Model	Maximum pressure		Delivery hose Specification	Model	Outlet	Reel Inlet	Weight	
	psi	bar					lb.	kg
8081-E	300	20	3/8 in. ID x 40 ft. (12 m)	317803-40	1/4 in. NPTF(m)	1/2 in. NPSM(m)	62	28
8081-F	300	20	3/8 in. ID x 50 ft. (15 m)	317803-50	1/4 in. NPTF(m)	1/2 in. NPSM(m)	64	29
8081-G	300	20	1/2 in. ID x 50 ft. (15 m)	317811-50	1/2 in. NPTF(m)	1/2 in. NPSM(m)	69	31

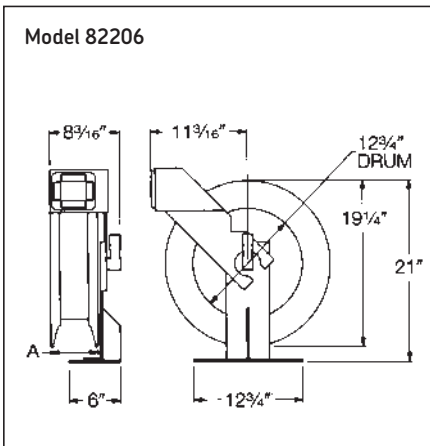

Narrow double post reels for fuel

Model	Maximum pressure		Delivery hose Specification	Model	Outlet	Reel Inlet	Weight	
	psi	bar					lb.	kg
8081-K	300	20	3/4 in. ID x 30 ft. (9 m)	317868-30	3/4 in. NPTF(m)	3/4 in. NPSM(m)	75	34

Bare reels

Model	Color	Usage	Maximum pressure		Description Union inlet	Union model	Reel outlet	Weight	
			psi	bar				in.	in.
7371	Maroon	Oil	1,800	124	1/2 NPSM(m)	340528-3	1/2 NPSM(f) swivel	57	26
7370	Maroon	Grease	6,500	448	1/2 NPSM(m)	340528-2	3/8 NPSM(f) swivel	58	27
7372	Maroon	Air/water	300	20	1/2 NPSM(m)	340528-3	1/4 NPSM(f) swivel	55	25
7373	Maroon	Fuel	300	20	3/4 NPSM(m)	340528-4	3/4 NPSM(f) swivel	61	28

Heavy-duty series hose reels



The heavy-duty series reels are the finest Lincoln lube reels ever designed. Years of engineering, testing and experience preceded their introduction. The quality and reliability the professional expects from Lincoln is not only met but exceeded in form and function by the heavy-duty series. Value, long-life and top performance were the criteria demanded before these incredible reels were released.

You should expect the best from Lincoln and the heavy-duty series reel delivers it.

Features


- All bare reels rated for high, medium and low pressure
- Reel assemblies available in standard 30, 40 and 50 ft. (9, 12 and 15 m) hose lengths
- Dual needle roller bearings
- Ball bearing inlet swivel design
- Quick disconnects on delivery and connecting hose
- Spring canister with seals
- Thirteen position roller outlet arm
- Delrin rollers
- Quarter-inch thick steel welded base and roller outlet arm
- Reel sheaves are rolled
- Components individually powder painted for long life and scratch resistance
- All reel assemblies factory assembled and pressure tested to insure a quality leak-free installation every time
- Basic reel assemblies can be ordered with one model number; include delivery hose, ball stop and connecting hose
- Complete reel assemblies with meter, control valve or air coupler are also available as one model number
- Backed by a five-year limited warranty. See your Lincoln representative for details

Bare reels for grease, oils, air and water

Model	Reel application	Hose capacity		Inlet size	Pressure Working		Sheave Width		
		Type	Length		psi	bar	in.	mm	
				ft.	m				
82206	Heavy-duty long length	75	50	15	1/2 NPT (f)	8 000*	552	5 1/2	140
		76A	50	15	1/2 NPT (f)	8 000*	552	5 1/2	140
		76B	50	15	1/2 NPT (f)	8 000*	552	5 1/2	140
		73	50	15	1/2 NPT (f)	8 000*	552	5 1/2	140
		78	50	15	1/2 NPT (f)	8 000*	552	5 1/2	140
		Class A	50	15	1/2 NPT (f)	8 000*	552	5 1/2	140

* Actual working pressure of the reel should not exceed pressure rating of the installed hose.

Hose reels and accessories – heavy-duty series



Model 85050



Model 83464-50

High-pressure reels and assemblies – basic grease assemblies* less hose end control

Basic reel	Bare reel	Delivery hose	Hose size			Connecting hose	Ball stop	Control valve
			Diameter	Length				
			in.	ft.	m			
85003-30*	82206	75360	1/4	30	9	75024	85516	–
85004*	82206	75480	1/4	40	12	75024	85516	–
85004-50	82206	75600	1/4	50	15	75024	85516	–
85006-30B	82206	76360B	3/8	30	9	76024B	85517	–
85004-50B	82206	76600B	3/8	50	15	76024B	85517	–
85008-50A	82206	76600A	1/2	50	15	76024A	85517	–

*⚠ **WARNING** California Proposition 65: Cancer and reproductive harm. www.P65Warnings.ca.gov

Medium pressure reels and assemblies – basic fluid lubricant, antifreeze and windshield washer fluid assemblies* less hose end control

Basic reel	Bare reel	Delivery hose	Hose size			Connecting hose	Ball stop	Control valve
			Diameter	Length				
			in.	ft.	m			
83463	82206	73240	1/2	20	6	73024	85517	–
83463-30	82206	73360	1/2	30	9	73024	85517	–
83464	82206	73480	1/2	40	12	73024	85517	–
83464-50	82206	73600	1/2	50	15	73024	85517	–
85009-50	82206	78600	5/8	50	15	237076	84347	–

* See pages 144-155 for meter, valve, or air coupler options for end of delivery hose.

Complete grease assemblies with universal swivel and control valve

Assembly	Bare reel	Delivery hose	Included with reel assemblies (quantity)			Ball stop	Control valve or meter	Swivel	Nipple	
			Hose size	Length						Connecting hose
			Diameter	ft.	m					
			in.							
85050	82206	75360	1/4	30	9	75024	85516	740	81387	12957(2)
85051*	82206	75600	1/4	50	15	75024	85516	740	81387	12957(2)

*⚠ **WARNING** California Proposition 65: Cancer and reproductive harm. www.P65Warnings.ca.gov



Model 82206

Low pressure reels and assemblies – basic air, water* less hose end control

Basic reel	Bare reel	Delivery hose	Hose size			Connecting hose	Ball stop	Control valve or meter
			Diameter	Length				
			in.	ft.	m			
85232	82206	72360	1/4	30	9	72024	85515	–
85011	82206	72600	1/4	50	15	72024	85515	–
85002A	82206	72480A	3/8	40	12	72024A	85516	–
85001	82206	72600A	3/8	50	15	72024A	85516	–
85012	82206	72720A	3/8	60	18	72024A	85516	–
85005	82206	74480	1/2	40	12	74024	85517	–
85010-50	82206	74600	1/2	50	15	74024	85517	–

* See pages 57–65 for meter, valve, or air coupler options for end of delivery hose.

Complete medium pressure assemblies – gear lube

Basic reel	Bare reel	Delivery hose	Hose size			Connecting hose	Ball stop	Control valve or meter
			Diameter	Length				
			in.	ft.	m			
85053	82206	73600	1/2	50	15	73024	85517	780
85055	82206	73600	1/2	50	15	73024	85517	878 (meter)

Complete medium pressure assemblies – oils

Basic reel	Bare reel	Delivery hose	Hose size			Connecting hose	Ball stop	Control valve or meter
			Diameter	Length				
			in.	ft.	m			
85056	82206	73360	1/2	30	9	73024	85517	877 (meter)
85057	82206	73600	1/2	50	15	73024	85517	877 (meter)
85059	82206	73600	1/2	50	15	73024	85517	3866 (meter)

Hose reels and accessories – heavy-duty series



Model 85065

Complete medium pressure assemblies – oils (electrical/digital)

Basic reel	Bare reel	Delivery hose	Hose size			Connecting hose	Ball stop	Control valve or meter
			Diameter	Length				
			in.	ft.	m			
85060	82206	73360	1/2	30	9	73024	85517	967 (meter)
85061	82206	73600	1/2	50	15	73024	85517	967 (meter)

Complete low pressure assemblies – air service

Assembly	Bare reel	Delivery hose	Hose size			Included with reel assemblies			Nipple	Air chuck	Bushing
			Diameter	Length		Connecting hose	Ball stop	Air coupler			
			in.	ft.	m						
85062*	82206	72600	1/4	50	15	74024	85515	815	11659	66951	12080
85063*	82206	72600A	3/8	50	15	74024	85516	815	11659	66951	67069/10049

*⚠ **WARNING** California Proposition 65: Cancer and reproductive harm. www.P65Warnings.ca.gov

Complete low pressure assemblies – water service

Assembly	Bare reel	Delivery hose	Included with reel assemblies			Connecting hose	Ball stop	Bushing	Bibbcock
			Hose size	Length					
			Diameter	ft.	m				
			in.	ft.	m				
85064*	82206	72600	1/4	50	15	74024	85515	12080	846
85065*	82206	72600A	3/8	50	15	74024	85516	67069/10049	846

*⚠ **WARNING** California Proposition 65: Cancer and reproductive harm. www.P65Warnings.ca.gov

High-flow reels and ball stops

Model 84275



Extra-heavy-duty reels for applications that require high product flow and/or longer hose such as service trucks, lube trucks, transit facilities and large fleet shops.

Model 84672



Model 84275

Extra-heavy-duty dual reel sheave support base design and large hose capacity make this 1/2 in. inlet/outlet reel the ideal high-pressure reel for grease, petroleum oils, air and water.

Model 84672

Extra-heavy-duty high flow design makes this 3/4 in. inlet/outlet reel the perfect medium-pressure reel for petroleum oils, used fluid evacuation, air and water service.

Model 84673



Model 84673

Extra-heavy-duty dual reel sheave support base, high flow design and large hose capacity make this 3/4 in. inlet/outlet reel the ideal medium-pressure reel for petroleum oils, used fluid evacuation, air and water service.

High-flow series reels

Model	Designation	Hose capacity Type	Size		Inlet size NPT (f)	Pressure Working		Sheave Width		Installation size			
			in.	ft. m		psi	bar	in.	mm	in.	mm	in.	mm
84275	Extra-heavy-duty large capacity	78	75	22,9	1/2	5 000	340	10	254	13 1/8	333	12 3/4	324
		75/76A/76B	75	22,9	1/2	5 000	340	10	254	13 1/8	333	12 3/4	324
		73	75	22,9	1/2	5 000	340	10	254	13 1/8	333	12 3/4	324
84672	Extra-heavy-duty high-flow	3/4 ID x 1 1/4 OD	30	9,1	3/4	2 000	138	5 1/2	140	9 15/16	252	12 3/4	324
		73	50	15,2	3/4	2 000	138	5 1/2	140	9 15/16	252	12 3/4	324
		74	50	15,2	3/4	2 000	138	5 1/2	140	9 15/16	252	12 3/4	324
84673	Large capacity	3/4 ID x 1 1/4 OD	75	22,9	3/4	2 000	138	10	254	14 1/2	368	12 3/4	324
		78	75	22,9	3/4	2 000	138	10	254	14 1/2	368	12 3/4	324
84432	Heavy-duty volume	1 OD low pressure	50	15,2	1	300	21	8	203	15 3/4	400	24 1/4	616
89010	Super-duty high-flow	1 1/4 ID x 1 3/4 OD low pressure	50	15,2	1 1/4	500	35	–	–	22 1/8	562	26 1/4	667


Hose reels and accessories – high-flow series

Model 84432

Dual reel sheave support base design and high-flow swivel make this 1 in. inlet/outlet reel the ideal low-pressure/volume reel. This reel is suitable for gasoline, diesel fuel, fuel oil, air and water. Not suitable for ceiling or wall mounted applications.

Model 84433

1 in. x 50 ft. (15,24 m) volume fuel reel assembly comes complete with spring-powered reel model 84432, 1 in. x 50 ft. (15,24 m) delivery hose model 247926 (1 in. NPT thread), ball stop model 84257 and 1 in. x 2 ft. (0,6 m) connecting hose model 247925. Order control valve/nozzle separately.



High-flow reel assemblies

Basic reel	Bare reel	Delivery hose	Hose size	Ball stop	Control valve or meter
84433	84432	247926	1 in. x 50 ft. (15,2 m)	84257	Order separately

Recommended mounting and application

Bare reel	Mounting	Application
84275	Floor, wall, ceiling, lube truck	Grease, oils, air
84672	Floor, wall, ceiling, lube truck	Oils, used fluid evacuation, air, water
84673	Floor, wall, ceiling, lube truck	Oils, used fluid evacuation, air, water
84432	Floor, platform, lube truck	Fuel, volume oils, used fluid evac., air, water

Hose and hose reel accessories

Lincoln high-, medium- and low-pressure hoses – every size for every application

High-pressure hose – grease

Model	Size		Hose type	ID	OD	Thread size	Model	Size		Hose type	ID	OD	Thread size
	ft.	m						ft.	m				
75024 ¹⁾	2	0,6	75/100R2A	1/4	11/16	1/2–27 (f)	76024B ²⁾	2	0,6	76B/100R2	3/8	27/32	1/2 NPT (f)
75060 ¹⁾	5	1,5	75/100R2A	1/4	11/16	1/2–27 (f)	76120B ²⁾	10	3,0	76B/100R2	3/8	27/32	1/2 NPT (f)
75084 ¹⁾	7	2,1	75/100R2A	1/4	11/16	1/2–27 (f)	76360B ²⁾	30	9,1	76B/100R2	3/8	27/32	1/2 NPT (f)
75120 ¹⁾	10	3,0	75/100R2A	1/4	11/16	1/2–27 (f)	76600B ²⁾	50	15,2	76B/100R2	3/8	27/32	1/2 NPT (f)
75168 ¹⁾	14	4,3	75/100R2A	1/4	11/16	1/2–27 (f)	76900B ²⁾	75	22,9	76B/100R2	3/8	27/32	1/2 NPT (f)
75240 ¹⁾	20	6,1	75/100R2A	1/4	11/16	1/2–27 (f)	76024A ²⁾	2	0,6	76B/100R2	1/2	27/32	1/2 NPT (f)
75360 ¹⁾	30	9,1	75/100R2A	1/4	11/16	1/2–27 (f)	76600A ²⁾	50	15,2	76B/100R2	1/2	27/32	1/2 NPT (f)
75480 ¹⁾	40	12,2	75/100R2A	1/4	11/16	1/2–27 (f)							
75600 ¹⁾	50	15,2	75/100R2A	1/4	11/16	1/2–27 (f)							

¹⁾ Maximum working pressure 5 000 psi (345 bar)

²⁾ Maximum working pressure 4 000 psi (276 bar)

Medium-pressure hose – oil, gear lube and antifreeze

Model	Size		Hose type	ID	OD	Thread size	Model	Size		Hose type	ID	OD	Thread size
	ft.	m						ft.	m				
73024	2	0,6	73/100R3	1/2	13/16	1/2 NPT (m)	73480	40	12,2	73/100R3	1/2	13/16	1/2 NPT (m)
73036	3	0,9	73/100R3	1/2	13/16	1/2 NPT (m)	73600	50	15,2	73/100R3	1/2	13/16	1/2 NPT (m)
73060	5	1,5	73/100R3	1/2	13/16	1/2 NPT (m)	73720	60	18,3	73/100R3	1/2	13/16	1/2 NPT (m)
73120	10	3,0	73/100R3	1/2	13/16	1/2 NPT (m)	73900	75	22,9	73/100R3	1/2	13/16	1/2 NPT (m)
73240	20	6,1	73/100R3	1/2	13/16	1/2 NPT (m)	1230120	10	3,0	1230/100R2	3/4	1 1/4	3/4 NPT (m)
73360	30	9,1	73/100R3	1/2	13/16	1/2 NPT (m)							

Maximum working pressure 1 500 psi (103 bar). Model 1230120 maximum working pressure 2 250 psi (155 bar).

Low-pressure hose – air and water

Model	Size		ID	OD	Thread size	Model	Size		ID	OD	Thread size
	ft.	m					ft.	m			
72024	2	0,6	1/4	5/8	1/4 NPT (m)	72600A	50	15,2	3/8	23/32	3/8 NPT (m)
72036	3	0,9	1/4	5/8	1/4 NPT (m)	72720A	75	22,9	3/8	23/32	3/8 NPT (m)
72060	5	1,5	1/4	5/8	1/4 NPT (m)	72900A	75	22,9	3/8	23/32	3/8 NPT (m)
72120	10	3,0	1/4	5/8	1/4 NPT (m)	74024	2	0,6	1/2	27/32	1/2 NPT (m)
72240	20	6,1	1/4	5/8	1/4 NPT (m)	74060	5	1,5	1/2	27/32	1/2 NPT (m)
72360	30	9,1	1/4	5/8	1/4 NPT (m)	74480	40	12,2	1/2	27/32	1/2 NPT (m)
72600	50	15,2	1/4	5/8	1/4 NPT (m)	74600	50	15,2	1/2	27/32	1/2 NPT (m)
72024A	2	0,6	3/8	23/32	3/8 NPT (m)	74900	75	22,9	1/2	7/8	1/2 NPT (m)
72360A	30	9,1	3/8	23/32	3/8 NPT (m)	278749*	50	15,2	3/8	23/32	1/4 NPT (m)
72480A	40	12,2	3/8	23/32	3/8 NPT (m)	278752*	50	15,2	1/2	27/32	1/2 NPT (m)

Maximum working pressure 300 psi (21 bar).

*⚠ **WARNING** California Proposition 65: Cancer and reproductive harm. www.P65Warnings.ca.gov

Nipples, couplers and bushings for Lincoln 75 grease hose

Bushings

Model	Thread size
	in.

10200*	1/8 NPT (f) x 1/2 – 27 (m)
10204*	1/4 NPT (f) x 1/2 – 27 (m)
12287	1/2 – 27 (f) x 1/2 NPT (m)

Nipples

Model	Thread size
	in.

10198*	1/4 NPT (m) x 1/2 – 27 (m)
10199*	3/8 NPT (m) x 1/2 – 27 (m)
10202*	1/2 – 27 (m) x 1/2 – 27 (m)
12957	1/2 NPT (m) x 1/2 – 27 (m)
11197	1/2 NPT (m) x 1/2 NPT (m)

Reducing couplings

Model	Thread size
	in.

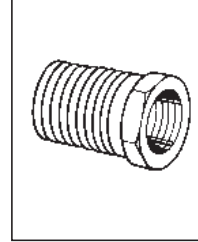
11852	1/8 NPT (f) x 1/2 – 27 (f)
10522*	1/4 NPT (f) x 1/2 – 27 (f)
67171	3/4 NPT (m) x 1/2 NPT (f)

Lincoln high-pressure replacement hose – cross reference

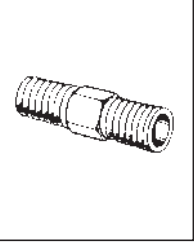
Model	Size
	in.

Alemite	1/2 – 27 (f) x 1/2 – 27 (f)
Aro	1/8 NPT (m) x 3/8 NPT (f)
Balcrank	1/8 NPT (m) x 1/8 NPT (f)
Graco	1/4 NPT (m) x 1/4 NPT (m)

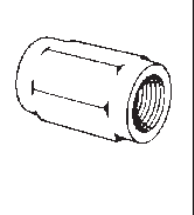
Reducing bushing



Nipples



Reducing couplings



⚠ **WARNING** California Proposition 65: Cancer and reproductive harm. www.P65Warnings.ca.gov

Ball stops

Lincoln ball stops are used to cushion and stop hose retraction.

Ball stops

Model	Description	Hose type	OD
			in.
85515	Adjustable	RMA Class A	5/8
85516	Adjustable ball stop	RMA Class A and 74	11/16 to 23/32
85517	Adjustable	73, 74, 76A and 76B	27/32 to 31/32
84347	Adjustable	78 and 78B	11/32
84122	Adjustable	–	1 3/4 to 1 7/8
84257	Adjustable	–	1 1/2 to 1 5/8




Alemite reel mount adapter

The Alemite reel mount adapter converts the mounting hole pattern of the Lincoln reel to accept an equivalent Alemite reel, facilitating the replacement of Lincoln heavy-duty fluid (LFR) reels with Alemite heavy-duty or severe-duty reels.

- Installs in place of Lincoln 94000 series LFR reel
- Alemite heavy-duty and severe-duty reels install direct to adapter
- Holds replacement reel secure while hardware is installed
- Formed from heavy-gauge steel

Reel mount adapter

Model	Description	Size (L x W x H)		Packaged weight	
		in.	cm	lbs	kg
343662	Reel mount adapter	12.8 x 6.9 x 2.1	32,5 x 17,5 x 5,3	5.5	2,5



Control valves, meters and accessories

Control valves.112

Dispense meters.115

Fluid lubricant accessories118

Inline and volume meters120

Air and water controls.122



High-pressure control valves



Fluid lubricant control valves



Preset dispense meters



Non-metered control valves



Mechanical dispense meters



Digital dispense meters



Inline lube meters



Digital dispense meters

Control valves

High-pressure grease control valves

Lincoln control valves, meters and accessories provide the durability and precision you need for your lubrication systems.

Model 740 heavy-duty high-pressure

- 7 500 psi (517 bar) maximum operating pressure
- Precision-machined, all steel handle, body and guard bracket provides durability and longevity
- Unique, precision control inlet check valve provides ease of handle operation even with increase in pressure
- Knurled handle for positive grip
- Handy trigger guard prevents pinching
- Reversible inlet check seat and hydraulic jaws provide double life
- Balanced design reduces user fatigue
- Lubricant inlet 1/4 in. NPT (f); outlet 1/8 in. NPT (f)
- Easily repaired for extended life

Model 3050 high-volume high-pressure

Same as 740 except with 3/8 in. NPT (f) lubricant inlet for use with Lincoln volume high-pressure swivels and hose.

Model 82157 repair parts kit

For control valves models 740 and 3050.

Model 740



High-pressure grease control valves

Model	Description	Control valve	Thread size	Extension	Coupler
			in.		
740	Heavy-duty, high-pressure	82393	1/4 NPT (f)	Rigid tube	5845
3050	High-volume, high-pressure	81495	3/8 NPT (f)	Rigid tube	5845

Model 85021 kit

Consists of model 740 control valve and model 81387 universal “z” swivel.




Model 82158 repair kit

Repair parts kit for model 81387 standard universal swivel.

WARNING!
Whip Hoses Models 3029, 3034, 5812, 5818, 5861, 81725, 81726, 81795

Install as shown.

WARNING!
For safe and proper use, always consult instructions accompanying product. See Safety Warning Information for appropriate warnings.



High-pressure swivels

Model	Description	Thread size
		in.
81606*	Straight	1/8 NPT (f) x 1/8 NPT (m)
81703*	Straight	1/8 NPT (m) x 1/8 NPT (m)
82080	Straight	1/2 - 27 (m) x 1/2 - 27 (m)
82399	Straight	1/2 - 27 (m) x 1/4 NPT (m)
83938	Straight	1/4 NPT (m) x 1/4 NPT (m)
81386	90° angle	1/2 - 27 (m) x 1/8 NPT (m)
81723	90° angle	1/8 NPT (m) x 1/8 NPT (f)
81974	90° angle	1/2 - 27 (m) x 1/4 NPT (m)
82251	90° angle	1/8 NPT (m) x 1/8 NPT (m)
81387	Universal	1/2 - 27 (m) x 1/4 NPT (m)
82252	Universal	1/8 NPT (m) x 1/8 NPT (m)
83594	Universal	1/4 NPT (m) x 1/4 NPT (m)

* Whip hose only; maximum pressure 4 500 psi (310 bar)

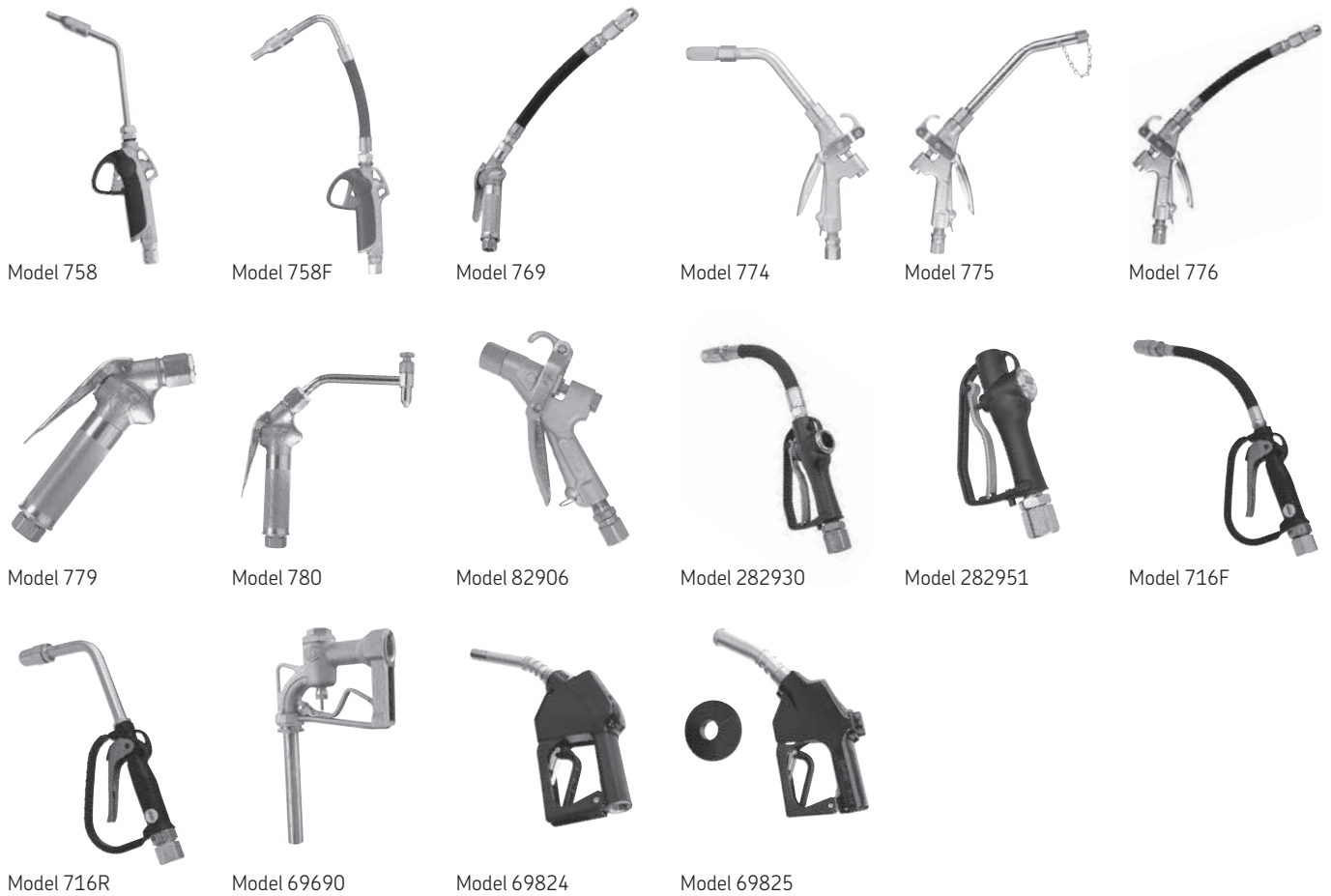
Volume high-pressure swivels

Model	Description	Thread size
		in.
81728	Straight	1/2 NPT (m) x 3/8 NPT (m)
82072	Straight	1/2 NPT (m) x 1/2 NPT (m)
82087	90° angle	1/2 NPT (m) x 1/2 NPT (m)
81729	Universal	1/2 NPT (m) x 3/8 NPT (m)
82073	Universal	1/2 NPT (m) x 1/2 NPT (m)

5

WARNING!
 Material use: Lincoln swivels are to be used only to transport grease, oil and other lubricants and are designed only for these non-abrasive and noncorrosive purposes. Do not use with abrasive and corrosive materials such as sound-deadening materials which may contain limestone and mica particles. Transport of such materials causes rapid premature wear to critical swivel components and can cause failure of swivel. Failure could expose the user to severe bodily injury, permanent disfigurement or death.
 Installation and service: Tighten all fluid connections securely before using swivel. Never exceed 7500 psi maximum operating pressure. Never alter or modify any part of the swivel. Never attempt to repair or disassemble the swivel while the system is pressurized. Never stop or deflect leaks with hand or body.
 Medical attention: get medical attention immediately if exposed to high pressure fluids. Tell the attending physician what was injected.

Control valves, meters and accessories – fluid lubricants



Non-metered control valves – fluid lubricants

Compatible fluids – engine oil, diesel oil, ATF and anti-freeze
 Models 69690, 69824 and 69825 compatible fluids – fuel

Model	Inlet NPT (f)	Outlet NPT (f)	Extension Model	Type	Tip	Maximum pressure		Free delivery	
						psi	bar	gal./min.	liter/min.
758	1/2	1/2	278078	Rigid pipe	Auto with manual open/close	1 000	69	7.5	28
758F	1/2	1/2	278079	Flex hose	Auto with manual open/close	1 000	69	7.5	28
769	1/2	1/2	82642	Flex hose	Manual	1 000	69	5	19
774	1/2	1/2	273508	Rigid pipe	Manual	1 000	69	5	19
775	1/2	1/2	82932	Rigid pipe	Cap	1 000	69	5	19
776	1/2	1/2	82642	Flex hose	Manual	1 000	69	5	19
779	1/2	1/2	–	–	–	1 000	69	5	19
780	1/2	1/2	82070	Rigid pipe	Manual	1 000	69	5	19
82906	1/2	1/2	–	–	–	1 000	69	5	19
282930	3/4	3/4	–	Flex hose	Manual	1 500	103	15	57
282951	3/4	3/4	–	–	–	1 500	103	15	57
716F	3/4	1/2	276281	Flex hose	Auto with manual close	1 500	103	12	45
716R	3/4	1/2	276283	Rigid pipe	Auto with manual close	1 500	103	12	45
69690	1 1/4	1 3/4	–	9 in. Rigid pipe	–	50	3,4	–	–
69824	3/4	–	–	1 3/16 in. O.D. rigid	SST tip	50	3,4	17	64
69825	1	–	–	1 3/16 x 7 in. rigid	–	50	3,4	60	227

Dispense meters



Model 905



Model 905SF

Preset dispense meters – digital

Compatible fluids, model 905 – petroleum and synthetic-based oils and antifreeze

Compatible fluids, model 905SF – antifreeze mixture, windshield wiper solution and brake fluid

Graduation on all models – pints, quarts, liters, gallons

Model	Inlet NPT (f) in.	Outlet NPT (f) in.	Extension Model	Type	Tip	Maximum pressure		Free delivery	
						psi	bar	gal./min.	liter/min.
905	1/2	1/2	272391	Rigid	Auto with manual open/close	1 000	69	5.0	19
905SF	1/2	1/2	273862	Flex, 90 °	Auto with manual open/close	1 000	69	5.0	19



Model 3866



Model 3867



Model 3868



Model 3942

Preset dispense meters – mechanical

Compatible fluids – petroleum and synthetic-based oils and antifreeze

Model	Inlet NPT (f) in.	Outlet NPSI in.	Extension Model	Type	Tip	Maximum pressure		Free delivery		Graduation
						psi	bar	gal./min.	liter/min.	
3866	1/2	1/2	93548	Rigid	Auto with manual open/close	1 000	69	4.0	15,14	16 quarts, 12 liters
3867	1/2	1/2	93548	Rigid	Auto with manual open/close	1 000	69	4.0	15,14	60 quarts
3868	1/2	1/2	93548	Rigid	Auto with manual open/close	1 000	69	4.0	15,14	60 gallons
3942	1/2	1/2	93548	Rigid	Auto with manual open/close	1 000	69	4.0	15,14	60 liters

Control valves, meters and accessories – dispense meters



Model 967



Model 980



Model 981



Model 982



Model 280690



Model 916EF



Model 916ER

Dispense meters – digital

Compatible fluids – petroleum and synthetic-based oils and antifreeze
 Graduation on all models – pints/quarts/liters/gallons

Model	Inlet NPT (f)	Outlet NPT (f)	Extension Model	Type	Tip	Maximum pressure		Free delivery	
						psi	bar	gal./min.	liter/min.
967	1/2	1/2	82258	Flex	Auto with manual open/close	1 500	103,4	4.0	15,14
980	1/2	1/2	282843	Flex/90°	Manual	1 500	103,4	10.0	37,85
981	1/2	1/2	282842	Rigid/30°	Auto	1 500	103,4	10.0	37,85
982*	1/2	1/2	82258	Flex	Auto with manual open/close	1 500	103,4	10.0	37,85
280690	3/4	1/2	276281	Flexible	Auto with manual close	1 500	103,4	15.0	56,78
916EF	3/4	1/2	276281	Flex	Auto with manual close	1 500	103,4	12.0	45,42
916ER	3/4	1/2	276283	Rigid	Auto with manual close	1 500	103,4	12.0	45,42

*⚠ **WARNING** California Proposition 65: Cancer and reproductive harm. www.P65Warnings.ca.gov

Control valves, meters and accessories – dispense meters



Model 867



Model 876



Model 877



Model 878



Model 881



Model 883



Model 899



Model 68410

Dispense meters – mechanical

Compatible fluids – petroleum and synthetic-based oils and antifreeze.

Model	Inlet	Outlet	Extension Model	Type	Tip	Maximum pressure		Free delivery		Graduation
	NPT (f)	NPT (f)				psi	bar	gal./min.	liter/min.	
	in.	in.								
867	1/2	1/2	245993	10 in. flex -1/4 in.	Auto with manual open/close	1 000	69	4.0	15,14	16 gallons
876	1/2	1/2	261484 242749 (nozzle)	4 in. rigid - 1/2 in.	Auto with manual open/close	1 000	69	4.0	15,14	16 quarts
877	1/2	1/2	82258	10 in. flex -1/4 in.	Auto with manual open/close	1 000	69	4.0	15,14	16 quarts
878	1/2	1/2	273862	Flex/90 °	Manual	1 000	69	4.0	15,14	8 pints
881	1/2	1/2	272391	Flex/90 °	Manual	1 000	69	4.0	15,14	10 liter
883	1/2	1/2	–	20 in. flex -1/4 in.	Auto with manual open/close	1 000	69	4.0	15,14	16 quarts
899	1/2	1/2	82258	10 in. flex -1/4 in.	Auto with manual open/close	1 000	69	4.0	15,14	10 liter
68410	1/2	1/2	–	–	–	1 000	69	4.0	15,14	16 quarts

Fluid lubricant accessories



Model 82070



Model 82258



Model 82642



Model 82932



Model 93548



Model 278079



Model 278078



Model 272391



Model 273862



Model 276280



Model 276281



Model 276282



Model 276283



Model 276310



Model 282842



Model 282843

Extensions

Model	Inlet NPT in.	Extension Type	Tip
82070	1/2	Rigid pipe	Manual
82258	1/2	Flex hose	Auto
82642	1/2	Flex hose	Manual
82932	1/2	Rigid pipe	Cap
93548	1/2	Rigid – 1/2 in.	Auto with manual open/close
278079	1/2	Flex hose	Auto with manual open/close
278078	1/2	Rigid pipe	Auto with manual open/close
272391	1/2	Rigid – 1/4 in.	Auto with manual open/close
273508	1/2	Rigid pipe	Manual
273862	1/2	Flex/90°	Auto with manual open/close
276280	1/2	Flex hose	Auto
276281	1/2	Flex hose	Auto with manual close
276282	1/2	Rigid pipe	Auto
276283	1/2	Rigid pipe	Auto with manual close
276310	1/2	90° flex extension	Auto
282842	1/2	Rigid/30°	Auto
282843	1/2	Flex/90°	Manual

Control valves, meters and accessories – fluid lubricant accessories



Model 84799



Model 85799



Model 93547



Model 277814



Model 261484



Model 242749



Model 280432




Model 13001

Tips and accessories

Model	Description	Thread size
		in.
84799	Semi-automatic non-drip nozzle assembly	1/4
85799	Semi-automatic non-drip nozzle assembly with 4 in. (102 mm) rigid extension	1/2
93547	Semi-automatic non-drip nozzle assembly	1/4
277814	Non-drip nozzle assembly	1/2
261484	Automatic non-drip nozzle assembly	1/2
242749	4 in. (102 mm) pipe extension	1/2
280433	12 in. (305 mm) flexible delivery hose	1/2
280432	Semi-automatic non-drip nozzle assembly	1/2
13001	3/4 in. NPTF female to 1/2 in. NPTF male bushing adapter	–

5




Colored swivel guards

Attach these flexible swivel guards to separate meters to differentiate between fluids. Available in red (model **260374**), black (model **260375**), blue (model **260376**), yellow (model **260377**) and green (model **260378**).

Meter accessories

Model 90464 swivel

Straight oil meter swivel, 1/2 in. NPT (m) x 1/2 in. NPT (f). Maximum working pressure: 1 000 psi (69 bar).



Inline and volume meters



Model 814



Model 817



Model 870



Model 871



Model 873



Model 961



Model 962



Model 963



Model 964



Model 2873




Model 236595

Inline lube meters

Model	Description	Total	Maximum pressure		Flowrate		Graduation	Compatible fluids
			psi	bar	gal./min.	liter/min.		
814	Digital - quarts, gallons, liters	99999.9	1 000	70	0.26 to 8	1 to 30	0.01	Engine oil, diesel oil, ATF and anti-freeze
817	Digital - quarts, gallons, liters	99999.9	1 500	103	0.8 to 21.1	3 to 80	0.01	Engine oil, diesel oil, ATF and anti-freeze
870	Pints totalizer	8 pint	1 000	70	0.4 to 4	1,5 to 15	1/4 pint	Engine oil, diesel oil, ATF and anti-freeze
871	Quarts totalizer	4 quart	1 000	70	0.4 to 4	1,5 to 15	1/4 quart	Engine oil, diesel oil, ATF and anti-freeze
873	Liters totalizer	10 liter	1 000	70	0.4 to 4	1,5 to 15	1/10 liter	Engine oil, diesel oil, ATF and anti-freeze
961	High volume in gallons	999.9 gallon	50	3,45	6 to 38	23 to 144	1/10 gallon	Gasoline, diesel fuel, and light weight petroleum products
962	High volume in gallons	999.9 gallon	1 000	70	4 to 40	15 to 151	1/10 gallon	Oils and ATFs up to SAE 40 weight
963	High volume in liter	999.9 liter	1 000	70	4 to 30	15 to 115	1/10 liter	Oils and ATFs up to SAE 40 weight
964	High volume in liter	999.9 liter	50	3,45	6 to 38	22 to 144	1/10 liter	Gasoline, diesel fuel, and light weight petroleum products
2873	Liters dial	4 liter	1 000	70	0.4 to 4	1,5 to 15	1/10 liter	Engine oil, diesel oil, ATF and anti-freeze
236595	Pints dial	8 pint	1 000	70	0.4 to 4	1,5 to 15	1/4 pint	Engine oil, diesel oil, ATF and anti-freeze

All meter models totalizing, except models 2873 and 236595

Control valves, meters and accessories – inline and volume



Pulse output meters

85544: Compatible fluids – motor oils (SAE 5-50), gear oils (SAE 80-240), automatic transmission fluid, antifreeze (ethylene glycol)

85545: Compatible fluids – windshield wiper fluid and engine coolant

277539: Compatible fluids – DEF

284194: Compatible fluids – engine oil, diesel oil, automatic transmission fluid (maximum viscosity SAE 140), ethylene glycol based anti-freeze / anti-boil mixture (max. 50% water)

84458, 84459, 84460: Compatible fluids – engine oil, diesel oil, ATF, and anti-freeze

Model	Description	Pulse rate	Maximum pressure		Flowrate		Port NPT in.
			psi	bar	gal./min.	liter/min.	
85544	1/2 in. pulse meter	95 pulses/quart	1 500	103	0.25 to 8	0,9 to 30	1/2
85545	1/2 in. pulse meter	95 pulses/quart	1 500	103	0.25 to 8	0,9 to 30	1/2
277539	1/2 in. DEF meter	95 pulses/quart	145	10	0.25 to 8	0,9 to 30	1/2 BSPP
284194	3/4 in. pulse meter	206.5 pulses/gallon	1 500	103	0.8 to 21.1	3 to 80	3/4
279147	1 in. pulse meter	136.3 pulses/gallon <i>36 pulses/liter</i>	2 000	138	1.6 to 32	6 to 120	1
279149	1 1/2 in. pulse meter	54.9 pulses/gallon <i>14,5 pulses/liter</i>	1 200	83	2.64 to 66	10 to 250	1 1/2
279150	2 in. pulse meter	25.3 pulses/gallon <i>6,7 pulses/liter</i>	1 000	70	4 to 130	15 to 500	2
84458	1/2 in. quarts meter	1/10 graduation/quart	1 000	70	4.5	17	1/2
84459	1/2 in. gallon meter	1/10 graduation/gallon	1 000	70	4.5	17	1/2
84460	1/2 in. liter meter	1/10 graduation/liter	1 000	70	4.5	17	1/2

Air and water controls

Blow guns

Model 840*

- Handy thumb-button design provides ease of operation
- Brass stem and synthetic packaging for service life
- Addition of air nipple permits quick connect or disconnect
- 1/4 in. NPT (f) inlet; 7/64 in. outlet diameter

Model 950*

- Same as model 840, except with air restricter
- Nozzle inlet maximum pressure 30 psi (2,1 bar) complies with Federal Safety Regulation 50-204.8 and OSHA 1910 242.B

Model 960*

- Light-weight cast aluminum pistol grip
- 1/4 in. NPT (f) inlet; 7/64 in. outlet diameter; height 5 3/4 in. (146 mm)
- Nozzle inlet maximum pressure 30 psi (2,1 bar) complies with Federal Safety Regulation 50-204.8 and OSHA 1910 242.B

Model 940*

- Same as model 960 less air restricter
- When used for large cleaning requirement or chip cleaning, regulated air pressure must not exceed federal recommended maximum

Model 5980*

- Thumb control provides comfort and ease of operation
- 1/4 in. NPT (f) inlet; 1/8 in. NPT (f) outlet

Air/water accessories

Model	Description	Style
	in.	
815	1/4 (f) air coupler	Lincoln "long stem"
845*	3/4 – 1 1/2 AN inlet	Connects to standard lawn hose
846*	1/4 (f) water bibbcock	Low-pressure water
11659	1/4 (m) air nipple	Lincoln "long stem"
66951*	1/4 (f) tire chuck	Standard tire chuck

*⚠ **WARNING** California Proposition 65: Cancer and reproductive harm. www.P65Warnings.ca.gov

Air and water accessories

Model 846 water bibbcock

For attaching to water service hose.

- 1/4 in. NPT (f) inlet
- Thumb-action trigger. Built-in strainer filters out contaminants.

Model 845 water bibbcock

Same as model 846 except 3/4 – 1 1/2 in. AN inlet connects to standard lawn hose.

Model 840



Model 960



Model 5980



Model 846



Model 815



Model 11659




Model 66951



***⚠ WARNING**
 California Proposition 65:
 Cancer and reproductive harm
www.P65Warnings.ca.gov

Bulk oil, diesel exhaust fluid (DEF) packages

Diesel exhaust fluid (DEF) equipment	124
Hose reels	124
Air-operated diaphragm pump	124
Transfer pumps	124
Meters and dispense valves	125
Accessories	125



Model 85623



Model 85700-50

Diesel exhaust fluid (DEF) equipment

Lincoln's heavy-duty answer to the EPA's new emission regulations

Hose reels

- DEF-specific reels are smaller and easier to operate
- Designed for versatile installation options
- Steel reel with stainless steel fluid paths

Air-operated diaphragm pump

- Environmentally friendly – no motors, seals or packing to leak
- Self-priming




Transfer pumps

Model 1390 manual barrel pump

- DEF (diesel exhaust fluid) compatible
- Transfers popular shop fluids including acetone, antifreeze, windshield washer, thinners, and much more
- Includes NPT and buttress threads for steel and plastic drums
- Adjustable bung type fits 15-, 16-, 30- and 55-gallon drums
- Welded ground-post for safe dispensing of volatile fluids
- Premium-grade 316 stainless steel
- Easy fluid control; no splashing
- Self-priming
- Meets CA Proposition 65 and EU REACH standards

Model 1392 lever-action DEF transfer pump

- DEF (diesel exhaust fluid) compatible
- Locking ring enables optimal pump positioning
- Nozzle hanger keeps hose within reach and off the floor
- Designed for automotive, trucking, agriculture and construction applications
- Transfers bulk fluid to smaller DEF containers or directly into vehicle reservoirs
- Self-priming pump unit



Hose reels

Model	Description
85700-50	1/2 in. x 50 ft. (15,2 m) DEF hose on reel
277265	1/2 in. x 2 ft. (0,6 m) reel inlet hose with 1/2 in. BSPP threads
277266	1/2 in. x 30 ft. (9,2 m) hose with 1/2 in. BSPP threads
277267	1/2 in. x 50 ft. (15,2 m) hose with 1/2 in. BSPP threads



Meters and dispense valves

Model 277255 stainless steel automatic nozzle

- 3/4 in. BSPP threads
- 50 psi (3,4 bar) maximum pressure

Model 277256 DEF meter

- 2 to 20 gallon/min. (7 to 75 liter/min.) flow range
- ± 0.5% accuracy
- 3/4 in. female BSPP inlet/outlet
- Maximum pressure 120 psi (8,3 bar)
- LCD display



Accessories

- Couplers
 - Disposable drums and totes
 - Returnable drums and totes
 - 3/4 in. BSPP female threads
- Dip tubes
 - Drums
 - 275 gallon (1 041 liter) totes
 - 330 gallon (1 249 liter) totes

Accessories



Accessories

Model	Description
277230	Coupler, 3/4 in. hose barb for colder-style drum insert
277232	Coupler, 3/4 in. male BSPP
277233	Drum insert, 2 in. (51 mm) buttress thread
277234	Drum insert, 2 in. (51 mm) NPS (ISO G2) thread, colder style for plastic 55 gallon (208 liter) drums
277235	Dip tube, 35 1/2 in. (902 mm) long for 55 gallon (208 liter) drums, colder style for 275/330 gallon (1 041/1 249 liter) totes
277236	Dip tube, 39 in. (991 mm) long for 275 gallon (1 041 liter) IBCs
277237	Dip tube, 39 in. (991 mm) long for 330 gallon (1 249 liter) IBCs
277239	Air filter, 1/4 in. NPT (m), 70 micron - recommended for colder-style coupler
277633	1/2 in. x 5 ft. (1,5 m) hose with 1/2 in. BSPP threads
277635	3/4 in. x 6 ft. (1,8 m) suction hose with hose barb

Portable used fluid handling equipment and fuel caddies

Collection equipment – pressurized (self-evacuating)	128
Upright drains	128
Low-capacity drains	132
Collection and transfer equipment – pump-assist	133
Upright drains	133
Fluid evacuator	135
Low-profile truck drains	137
Truck drain	138
Pit drains	140
Diaphragm pump evacuation kits	141
Collection equipment – general	143
Fluid evacuator	143
Pedestal drain	145
Drum drains	146
Lube trolley package	148
Fuel transfer pump	149
Fuel caddies	150



Pressurized, self-evacuating drains



Pump-assist fluid evacuators



Low-profile truck drains



Low capacity drains

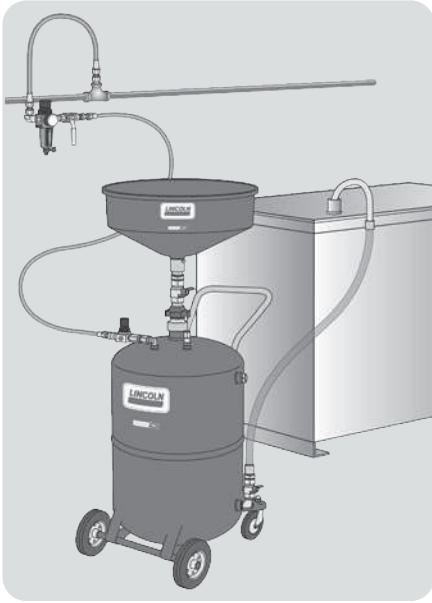


Lube trolley package



Fuel caddies

Collection equipment – pressurized (self-evacuating)



Pressurized (self-evacuating) used fluid collection equipment is common in many automotive service shops because the reservoirs can be evacuated quickly and cleanly without the need for external pumps or fluid transfer systems. When a reservoir is full, it's typically rolled to a bulk storage access point, where compressed air is used to force the fluid out under pressure. All Lincoln self-evacuating models have a built-in regulator that reduces shopair pressure down to a safe level for evacuation as well as a backup safety valve to prevent over-pressurization.

Model 3635 24 gallon (90 liter) used fluid drain

Model 3635 has a portable upright configuration commonly used for collecting fluids under lift-mounted vehicles. It offers a 15 in. (381 mm) offset funnel that includes a removable filter screen and wide-mouth extension that increases the diameter to 24 in. (610 mm). Height is adjustable from 51 to 76 in. (1,3 to 1,9 m), not including the extension.

Features and accessories include:

- Convenient tool tray for storing tools and drain plugs
- 7 ft. (2,1 m) nylon-reinforced discharge hose with steel J-hook and tethered drip plug
- Tank-mounted clip and handle hook to secure discharge hose
- Safety valve to prevent over-pressurization
- Combination air chuck/pressure relief valve
- Built-in fluid level sight gauge

Model 3635



Upright drains

Upright drains have a portable configuration commonly used for collecting fluids under lift-mounted vehicles. All models feature a height-adjustable collection bowl and large reservoir with capacity for multiple fluid changes. A combination of two ball-bearing swivel casters and two fixed-axle wheels makes them portable and easy to maneuver. Once full, they can be rolled to a bulk storage location, where compressed-shopair is all that's required to evacuate the reservoir.

Features:

- Standard shopair connection fitting
- Preset pressure regulator reduces inlet pressure
- Wire reinforced dispense hose with J-hook nozzle
- Volume level sight tube indicates fluid level in reservoir
- Height-adjustable telescoping bowl
- Safety relief valve prevents over-pressurization
- Screen prevents debris from entering reservoir

Portable used fluid handling equipment – collection equipment, pressurized (self-evacuating)

3639 24 gallon (90 liter) combination used fluid drain and evacuator

Model 3639 combination used fluid drain and evacuator combines the features of the 3635 drain and 3637 evacuator into a single unit, giving operators the choice to collect fluids by gravity from lift-mounted vehicles or using a venturi to extract fluids directly from reservoirs or through a dipstick tube.

Features and accessories include:

- Convenient tool tray for storing tools and drain plugs
- 7 ft. (2,1 m) nylon-reinforced discharge hose with steel J-hook and tethered drip plug
- 6 1/2 ft. (2 m) wire-reinforced evacuation hose with shut-off valve and tethered drip plug
- Venturi vacuum assembly with vacuum level gauge, noise reducing muffler and shut-off valve with Milton M-style quick-connect air fitting
- Mercedes, BMW and VW dipstick tube adapters and six evacuation wands of varying flexibility, diameter and length
- Tank-mounted clip and handle hook to secure discharge and evacuation hoses
- Safety valve to prevent over-pressurization
- Combination air chuck/pressure relief valve
- Built-in fluid level sight gauge

Model 3637 24 gallon (90 liter) fluid evacuator

Model 3637 features a stable tank design with two ball-bearing swivel casters and two fixed-axle wheels. It also includes a tool tray and tank-mounted clip for securing the discharge hose when not in use. Four flexible and two rigid wands are included, as well as dipstick tube adapters for BMW and Volkswagen brand vehicles.

Features

- 7 ft. (2,1 m) nylon-reinforced discharge hose with steel J-hook and tethered drip plug
- 6 1/2 ft. (2 m) wire-reinforced evacuation hose with shut-off valve and tethered drip plug
- Safety valve to prevent over-pressurization
- Combination air chuck/pressure relief valve
- Built-in fluid-level sight gauge



7

Self-evacuating upright drain technical data			
Model	3635*	3639*	3637*
Capacity	24 gal. (90 liter)	24 gal. (90 liter)	24 gal. (90 liter)
Bowl diameter	15 in. (381 mm)	15 in. (381 mm)	-
Bowl configuration	Offset	Offset	-
Reservoir material	Steel	Steel	Steel
Front wheels (qty. 2) – swivel casters	4 in. (102 mm)	4 in. (102 mm)	4 in. (102 mm)
Rear wheels (qty. 2) – fixed-axle	6 in. (152 mm)	6 in. (152 mm)	6 in. (152 mm)
Minimum height	51 in. (1 295 mm)	51 in. (1 295 mm)	-
Maximum height	76 in. (1 930 mm)	76 in. (1 930 mm)	-
Size	22 x 22 x 43.3 in. (560 x 560 x 1 100 mm)	22 x 22 x 43.3 in. (560 x 560 x 1 100 mm)	18 x 18 x 34 in. (460 x 460 x 890 mm)

* ⚠️ **WARNING** California Proposition 65: Cancer and reproductive harm. www.P65Warnings.ca.gov

Model 3601



Model 3601* 18 gallon (68 liter) used fluid drain

Designed as an affordable option for used fluid collection, model 3601 features all-steel construction and a 14 in. (355,6 mm) diameter funnel. Height is adjustable from 45 to 72 in. (1 143 to 1 829 mm) and the unit maneuvers on two 3 in. (76,2 mm) ball-bearing swivel casters and two 6 in. (152,4 mm) fixed-axle wheels.

Model 3614* 20 gallon (75 liter) used fluid drain

Model 3614 features a stable, low-profile tank design and large 18 in. (457,2 mm) offset bowl with metal filter screen. For evacuation, the tank can be pressurized by connecting a standard shopair hose, or by using a simple tire chuck. The height is easily adjustable by loosening and tightening a friction-style lock-ring, and a special telescoping tube design eliminates the need to extend the bowl during evacuation.

Model 3614



Model 3624 26 gallon (98 liter) plastic pressurized used fluid drain

Model 3624 has a large 26 gallon (98 liter) reservoir molded from high-strength polyethylene for lighter weight, reduced corrosion, and lower risk of damage to surrounding vehicles. Large recesses for tool and filter storage are molded into the top and drain directly into the reservoir. The large 18 in. (457,2 mm) offset bowl includes a removable metal filter screen and secondary debris screen.

Model 3624



*** ⚠ WARNING**

California Proposition 65:
Cancer and reproductive harm
www.P65Warnings.ca.gov

Self-evacuating upright drain technical data

Model	3601*	3614*	3624
Capacity	18 gal. (68,14 liter)	20 gal. (75,71 liter)	26 gal. (98,42 liter)
Bowl diameter	14 in. (355,6 mm)	18 in. (457,2 mm)	18 in. (457,2 mm)
Bowl configuration	Center mount	Offset	Offset
Reservoir material	Steel	Steel	Polyethylene
Front wheels (qty. 2) – swivel casters	3 in. (76,2 mm)	4 in. (101,6 mm)	4 in. (101,6 mm)
Rear wheels (qty. 2) – fixed-axle	6 in. (152,4 mm)	6 in. (152,4 mm)	40 in. (1 016 mm)
Minimum height	45 in. (1 143 mm)	45 in. (1 143 mm)	53 in. (1 346 mm)
Maximum height	72 in. (1 829 mm)	71 in. (1 803 mm)	79 in. (2 007 mm)
Size	16 x 18 x 45 in. (406 x 457 x 1 143 mm)	18 x 28 x 45 in. (457 x 711 x 1 143 mm)	21 x 24 x 53 in. (533 x 610 x 1 346 mm)

*⚠ **WARNING** California Proposition 65: Cancer and reproductive harm. www.P65Warnings.ca.gov

Optional accessories

Model	Name	Description	Compatible models
3610	Funnel extension	Extends bowl diameter to 24 1/2 in. (0,62 meter)	3601, 3614, 3624 613, 3644
278697	Air regulator assembly	Replaces air chuck valve to allow connection of shop air using a standard Milton M-style quick-change fitting	3635, 3639
3602*	Magnetic tool tray	For use with metal drains to hold tools, small parts and fasteners	3601, 3614, 3617, 3618, 3650, 3652, 3675, 3677

*⚠ **WARNING** California Proposition 65: Cancer and reproductive harm. www.P65Warnings.ca.gov





Low-capacity drains

Low-capacity drains are available in 8 gallon (30 liter) or 18 gallon (68 liter) models with high-density polyethylene reservoirs. They have a portable upright configuration commonly used for collecting fluids under lift-mounted vehicles. Both models include an integrated oil filter drain shelf and funnel designed to include an added raised area to act as a splashguard. Both can be used with an optional cam-lock drainage kit for use with standard cam lock diaphragm pump systems.

Model 3518 18 gallon (68 liter) low-capacity drain

Complete drain kit including 18 gallon (68 liter) polyethylene reservoir, drain bowl, drain spigot and a standard bung port and is adjustable from 40 to 77 in. (101 to 195 cm).

Model 3508 8 gallon (30 liter) low-capacity drain

Complete drain kit including 8 gallon (30 liter) polyethylene reservoir, drain bowl and is adjustable from 36 to 65 in. (91 to 165 cm).

Features

- Available in two sizes
- Durable, polyethylene reservoir construction
- Splashguard to catch overspray
- Integrated oil filter drain shelf
- Multiple reservoir evacuation options
- Long-lasting casters for ease of movement

Low-capacity drain technical data

Model	3518	3508
Capacity	18 gal. (68 liter)	8 gal. (30 liter)
Bowl diameter	17.5 in. (444.5 mm)	17.5 in. (444.5 mm)
Reservoir included	Yes	Yes
Wheels (qty. 4) – swivel caster	2.5 in. (63.5 mm)	2.5 in. (63.5 mm)
Minimum height	40 in. (1 016 mm)	36 in. (914 mm)
Maximum height	77 in. (1 956 mm)	65 in. (1 651 mm)
Size tank	16 × 15 × 22 in. (406 × 381 × 559 mm)	13 × 14 × 16 in. (330 × 356 × 406 mm)



Optional accessories

Model	Name	Description	Compatible models
820036	Tool caddy	Optional, sold separately	3608, 3618
820039	Cam lock drain kit	Optional, sold separately	3608, 3618
1340	Hand pump	Optional, sold separately	3618
G402	Rotary pump	Optional, sold separately	3618

Collection and transfer equipment – pump-assist

Pump-assisted used fluid collection and transfer systems are ideal for large multi-bay shops and applications or environments where movement is restricted. In these situations, a strategically located diaphragm pump can be used to transfer fluids from the collection equipment to a remote storage location. This type of system reduces the risk of accidental spills and collisions, supports remote location of bulk storage tanks and increases productivity.

Upright drains

Portable upright drains are commonly used for collecting fluids under lift-mounted vehicles. All models feature a height-adjustable collection bowl and 20 gallon (75 liter) reservoir. A combination of two ball-bearing swivel casters and two fixed-axle wheels makes them portable and easy to maneuver. Pump-assist models feature a male camlock connector extending from the top of the reservoir for attaching to a diaphragm pump filter screen or other fluid transfer system.

Features

- 3/4 in. male camlock connection for connecting to fluid transfer system
- Volume-level sight tube
- Height-adjustable bowl
- Screen prevents debris from entering reservoir

Model 3626 26 gallon (98 liter) plastic used fluid drain

Model 3626 has a large 26 gallon (98 liter) reservoir molded from high-strength polyethylene for lighter weight, reduced corrosion, and lower risk of damage to surrounding vehicles. Large recesses for tool and filter storage are molded into the top and drain directly into the reservoir. The large 18 in. (457 mm) offset bowl includes a removable metal filter screen and secondary debris screen.

Model 3627 26 gallon (98 liter) plastic coolant drain


Model 3627 offers the same features as model 3626, **except the bowl is painted green for clear visual identification of coolant.**

Model 3618 20 gallon (75 liter) used fluid drain

Model 3618 features a stable, low-profile tank design and large 18 in. (457 mm) offset bowl with metal filter screen. Bowl height is easily adjustable by loosening and tightening a friction-style lock-ring, and a special telescoping tube design eliminates the need to extend the bowl during evacuation.

Model 3617 20 gallon (75 liter) coolant drain

Model 3617 offers the same features as model 3618, **except the reservoir and bowl are painted green for clear visual identification of coolant.**



Model 3626



Model 3618



Pump-assisted upright drain technical data

Model	3617 – coolant (green) 3618 – used oil (red)	3626 – used oil (black) 3627 – coolant (green)
Capacity	20 gal. (75,71 liter)	26 gal. (98 liter)
Bowl diameter	18 in. (457,2 mm)	18 in. (457,2 mm)
Bowl configuration	Offset	Offset
Reservoir material	Steel	Polyethylene
Front wheels (qty. 2) – swivel casters	4 in. (101,6 mm)	4 in. (101,6 mm)
Rear wheels (qty. 2) – fixed-axle	6 in. (152,4 mm)	10 in. (254 mm)
Minimum height	42 in. (1,067 meter)	53 in. (1,346 meter)
Maximum height	68 in. (1,727 meter)	79 in. (2,007 meter)
Size	18 x 28 x 42 in. (457 x 711 x 1 067 mm)	26 x 22.4 x 42 in. (660 x 570 x 1 065 mm)



Model 3610



Model 277208



Model 276411




Model 244390



Model 277090



Model 3602



Model 278802



Model 241408



Model 241409

Optional accessories

Model	Name	Description	Compatible models
3610	Funnel extension	Extends bowl diameter to 24 1/2 in. (622,3 mm)	3617, 3618
277208	Drain spigot	Allows gravity drain from bottom of tank	3617, 3618
276411	Camlock coupler	3/4 in. female camlock coupler x 3/4 in. female NPT	3617, 3618
244390*	Dry-break coupler	3/4 in. female dry-break coupler	3650
277090	Camlock cap	3/4 in. camlock cap with chain	3617, 3618
3602*	Magnetic tool tray	For use with metal drains to hold tools, small parts and fasteners	3601, 3614, 3617, 3618, 3650, 3652, 3675, 3677
278802	Rotary pump adapter	For use to replace the camlock evacuation connector with a rotary pump for transferring fluid in or out of the reservoir	3626, 3627
241408*	Coupler	1 in. NPT (f) coupler for use in volume transfer and evacuation systems	-
241409*	Nipple	1 in. NPT (f) nipple for use in volume transfer and evacuation systems	-

*⚠ **WARNING** California Proposition 65: Cancer and reproductive harm. www.P65Warnings.ca.gov

Fluid evacuator

Evacuators utilize a powerful compressed-air operated venturi vacuum for quick evacuation of fluid reservoirs. They are most commonly used to extract oil or transmission fluid directly through the dipstick tube, eliminating the need to lift a vehicle and reducing the risk of spills. Pump-assist models feature a male camlock connector extending from the top of the reservoir for attaching to a diaphragm pump or other fluid transfer system.

Model 3650 20 gallon (75 liter) fluid evacuator

Model 3650 features a stable, low-profile tank design with two ball-bearing swivel casters and two fixed-axle wheels. Three flexible and two rigid wands are included, as well as dipstick tube adapters for BMW, Mercedes and Volkswagen brand vehicles.

Features

- 3/4 in. male camlock connection for connecting to fluid transfer system
- 10 ft. (3 m) long wire-reinforced evacuation hose
- Volume-level sight tube
- Vacuum-level gauge



Fluid evacuator technical data

Model	3650
Capacity	20 gal. (75,71 liter)
Maximum air pressure	150 psi (10 bar)
Minimum air pressure	90 psi (6 bar)
Maximum fluid temperature	176 °F (80 °C)
Reservoir material	Steel
Front wheels (qty. 2) – swivel casters	4 in. (101,6 mm)
Rear wheels (qty. 2) – fixed-axle	6 in. (152,4 mm)
Size	18 x 28 x 36 in. (457 x 711 x 914 mm)

Portable used fluid handling equipment – collection and transfer equipment, pump-assist



Model 276751



Model 276752



Model 276753



Model 276754



Model 276755



Model 276756



Model 276757



Model 276758

Standard accessories

Model	Name	Compatible models
276751	Mercedes oil dipstick tube adapter	3650
276752	BMW oil dipstick tube adapter	3650
276753	Volkswagen oil dipstick tube adapter	3650
276754	0.20 in. (5 mm) diameter x 31 in. (790 mm) long flexible extraction wand (red)	3650
276755	0.24 in. (6 mm) diameter x 31 in. (790 mm) long flexible extraction wand (clear)	3650
276756	0.31 in. (8 mm) diameter x 31 in. (790 mm) long flexible extraction wand (yellow)	3650
276757	0.20 in. (5 mm) diameter x 31 in. (790 mm) long rigid extraction wand	3650
276758	0.24 in. (6 mm) diameter x 31 in. (790 mm) long rigid extraction wand	3650
278363	0.20 in. (5 mm) diameter x 28 in. (700 mm) long, rigid extraction wand	3637, 3639
278364	0.23 in. (6 mm) diameter x 28 in. (700 mm) long, rigid extraction wand	3637, 3639
278365	0.20 in. (5 mm) diameter x 28 in. (700 mm) long, flexible extraction wand	3637, 3639
278366	0.23 in. (6 mm) diameter x 28 in. (700 mm) long, flexible extraction wand	3637, 3639
278367	0.31 in. (8 mm) diameter x 28 in. (700 mm) long, flexible extraction wand	3637, 3639
278368	0.28 in. (7 mm) diameter x 39 in. (1 000 mm) long, flexible extraction wand	3637, 3639
278369	BMW adapter	3637, 3639
278370	VW adapter	3637, 3639



Model 277208



Model 276411



Model 244390



Model 278697



Model 3602

Optional accessories

Model	Name	Description	Compatible models
277208	Drain spigot	Allows gravity drain from bottom of tank	3650
276411	Camlock coupler	3/4 in. female camlock coupler x 3/4 in. female NPT	3650
244390*	Dry-break coupler	3/4 in. female dry-break coupler	3650
278697	Air regulator assembly	Replaces air chuck valve to allow connection of shop air using a standard Milton M-style quick-change fitting	3635, 3639
3602*	Magnetic tool tray	For use with metal drains to hold tools, small parts and fasteners	3601, 3614, 3617, 3618, 3650, 3652, 3675, 3677

*⚠ **WARNING** California Proposition 65: Cancer and reproductive harm. www.P65Warnings.ca.gov

Portable used fluid handling equipment – collection and transfer equipment, truck drains

Low-profile truck drains

Low-profile truck drains offer a low-profile design that can be easily positioned under high-clearance vehicles for capturing used fluids including motor oil, coolant and transmission fluid.

Features

- Low-profile design – only 7 3/4 in. (197 mm) tall
- Large 20 x 29 in. (510 x 735 mm) recessed area for capturing fluid
- Removable metal screen keeps out parts and debris
- Recessed pockets at each corner provide storage for drain plugs and filters.

Model 3665 17 gallon (65 liter) truck drain

Features a 6 ft. (1,8 m) long discharge hose with a 3/4 in. camlock style connector and cap. The hose extends from the bottom of the reservoir and can be connected to diaphragm pump or other fluid transfer system to evacuate fluid from the reservoir.

Model 3667 17 gallon (65 liter) truck drain

Features a rotary hand pump mounted horizontally to the front of the reservoir and a 6 ft. (1,8 m) long discharge hose with a steel J-hook installed at the outlet. Fluid is discharged from the reservoir by manually operating the pump.

Model 3669 17 gallon (65 liter) truck drain

Features a durable 120 V electric pump installed below the front of the reservoir. The pump operates when plugged into a standard power outlet and discharges fluid through a 6 ft. (1,8 m) hose with steel J-hook.

Model 3665



Model 3667



Model 3669



7

Truck drain technical data

Model	3665*	3667*	3669*
Capacity	17 gal. (65 liter)	17 gal. (65 liter)	17 gal. (65 liter)
Overall height	7.75 in. (195 mm)	7.75 in. (195 mm)	7.75 in. (195 mm)
Reservoir material	Polypropylene	Polypropylene	Polypropylene
Wheels (qty. 4) – pivoting	4 in. (100 mm)	4 in. (100 mm)	4 in. (100 mm)
Size (handle not included)	44 x 28 x 7.5 in. (1 120 x 710 x 190 mm)	60 x 28 x 7.5 in. (1 525 x 710 x 190 mm)	60 x 28 x 7.5 in. (1 525 x 710 x 190 mm)
Pump output	–	1 gal. (3,8 liter)/15 revolutions	1 gal. (3,8 liter)/minute (10W-30 at room temperature) 2.6 gal. (9,8 liter)/minute (antifreeze)

*⚠️ **WARNING** California Proposition 65: Cancer and reproductive harm. www.P65Warnings.ca.gov



Truck drain

Truck drains feature a low-profile design for collecting used fluids under RVs, trucks and other off-road equipment, without the need for a lift or jack. A long T-handle extending from the front of the reservoir allows the user to conveniently maneuver the drain into position. Once full, the reservoir can be emptied by gravity or with the use of an external pump.

Features

- Low profile design – only 8 1/2 in. (216 mm) tall
- Internal baffles and 2 in. (50,8 mm) wide lip reduces splash
- Removable metal screen keeps out parts and debris
- Dual female 3/4 in. NPT drain ports

Model 84714 20 gallon (75 liter) truck drain

Model 84714 features heavy-duty welded steel construction and a unique three-wheel design that allows the operator to steer the drain into position. A front port located at the bottom of the reservoir allows fluid to drain by gravity, while a second port located on the back is designed for evacuation using an external pump. Two internal baffles and a 2 in. (50,8 mm) wide lip around the top of the reservoir reduces splash during draining and movement.

Truck drain technical data

Model	84714
Capacity	20 gal. (75,71 liter)
Overall height	8,5 in. (216 mm)
Ground clearance	3/4 in. (19 mm)
Reservoir material	Steel
Front wheels (qty. 1) – pivoting	4 in. (101,6 mm)
Rear wheels (qty. 2) – fixed axle	6 in. (152,4 mm)
Drain ports	3/4 in. female NPT
Size (handle not included)	36 x 23.5 x 8.5 in. (914 x 597 x 216 mm)

Portable used fluid handling equipment – collection and transfer equipment, pump-assist



Model 4105



Model 277208



Model 276411



Model 277645



Model 277090



Model 244390

Optional accessories

Model	Name	Description	Compatible models
4105 *	Evacuation kit	3/4 in. camlock kit for pump-assist evacuation through lower port	84714, 276411
277208	Drain spigot	Allows gravity drain through lower port	84714
276411	Camlock coupler	3/4 in. female camlock coupler x 3/4 in. female NPT	277645
277645	Camlock fitting	3/4 in. male camlock fitting x 3/4 in. male NPT	84714, 276411
277090	Camlock cap	3/4 in. camlock cap with chain	277645, 4105
244390 *	Dry-break coupler	3/4 in. female dry-break coupler	-

*⚠ **WARNING** California Proposition 65: Cancer and reproductive harm. www.P65Warnings.ca.gov



Pit drains

Pit drains are designed for track-mounting in service pits or drive over applications. Two wheels extend from each side of the reservoir on axles that can be adjusted to fit varying track widths. Reservoirs have two opposing 3/4 in. NPT ports for connecting to an external evacuation pump and/or for connecting multiple drains in tandem. All models feature heavy-duty steel construction with internal baffles to reduce splash and a removable steel debris screen.

Model 3662 13 gallon (50 liter) pit drain

Features a compact, low-profile design for applications with restricted clearance. Reservoir is made from drawn steel with rounded corners. A handle is welded to each end for improved maneuverability.

Model 84700 30 gallon (115 liter) pit drain

Large capacity welded steel reservoir glides smoothly on 4 in. (101,6 mm) diameter polyurethane wheels. Includes model 92572 removable splash shield to focus oil stream into reservoir.

Features

- Four wheel and axle assemblies extend and lock to fit varying track widths
- Internal baffles reduce splash during movement
- Removable steel screen keeps out parts and debris
- Shutoff valve and 3/4 in. male camlock connector with dust cap included

Pit drain technical data

Model	3662	84700*
Capacity	13 gal. (49,2 liter)	30 gal. (113,6 liter)
Overall height	8 in. (203 mm)	9.3 in. (236 mm)
Track width	28 to 50 in. (711 to 1 270 mm)	36 to 49.5 in. (914 to 1 257 mm)
Reservoir material	Steel	Steel
Wheel quantity	4	4
Wheel diameter	2 in. (50,8 mm)	4 in. (101,6 mm)
Drain ports	3/4 in. male NPT	3/4 in. male NPT
Size	32.3 x 24.5 x 8 in. (820 x 622 x 203 mm)	36 x 28 x 9.3 in. (914 x 711 x 236 mm)

* ⚠ **WARNING** California Proposition 65: Cancer and reproductive harm. www.P65Warnings.ca.gov



Model 276411



Model 244390

Optional accessories

Model	Name	Description	Compatible models
276411	Camlock coupler	3/4 in. female camlock coupler x 3/4 in. female NPT	277645
244390*	Dry-break coupler	3/4 in. female dry-break coupler	–

* ⚠ **WARNING** California Proposition 65: Cancer and reproductive harm. www.P65Warnings.ca.gov

Diaphragm pump evacuation kits

Diaphragm pump kits provide a clean, safe method for evacuating used fluids from collection equipment such as portable drains and evacuators, and pumping it through an enclosed system to a remote storage tank. Any type of used fluid equipment fitted with a 3/4 in. camlock coupler can be easily connected to the pump and evacuated. Kits include an air-operated double-diaphragm pump with wall-mount bracket, as well as all recommended air supply, fluid extraction and fluid discharge fittings, components and accessories.

Features

- Premium air-operated double-diaphragm pump for long maintenance free operation
- Large inlet T-strainer prevents debris from entering the pump
- Designed for use with all Lincoln pump-assist fluid collection equipment
- For diaphragm pump specifications (→ page 98).

Model 4100 1 in. UL-listed diaphragm pump evacuation kit



Features 1 in. UL-listed aluminum double-diaphragm pump (model 85634), recommended for transferring flammable liquids including used oil, ATF fluid, diesel and kerosene.

Model 4102 1 in. non-UL diaphragm pump evacuation kit

Features 1 in. non-UL aluminum double-diaphragm pump (model 85627), recommended for transferring non-flammable liquids including transmission fluid, coolant, and washer fluid.

Model 4104 1/2 in. non-UL diaphragm pump evacuation kit

Features 1/2 in. non-UL aluminum double-diaphragm pump (model 85631), for transferring non-flammable liquids including transmission fluid, coolant, and washer fluid.



7

Diaphragm pump evacuation kit technical data

Model	4100*	4102*	4104*
Pump			
Model	85634	85627	85631
Description	1 in. (25,4 mm)	1 in. (25,4 mm)	1/2 in. (12,7 mm)
Body material	Aluminum	Aluminum	Aluminum
Wetted or soft parts	Buna-N	Buna-N	Buna-N
Max. recommended air pressure	50 psi (3,4 bar) flammable liquids 125 psi (8,6 bar) others	125 psi (8,6 bar)	100 psi (6,9 bar)
Suction connector	3/4 in. female camlock	3/4 in. female camlock	3/4 in. female camlock
Discharge outlet	3/4 in. male NPT	3/4 in. male NPT	3/4 in. male NPT
Air inlet size	3/8 in. male NPT	3/8 in. male NPT	1/4 in. male NPT

* ⚠ **WARNING** California Proposition 65: Cancer and reproductive harm. www.P65Warnings.ca.gov

Portable used fluid handling equipment – collection and transfer equipment, diaphragm pump evacuation kits



Model 276291



Model 277645



Model 277090



Model 273607



Model 274879



Model 4105



Model 84816



Model 84815



Model 84824



Model 4110



Model 85257

Optional accessories

Model	Name	Description	Compatible models
276291	Camlock fitting	3/4 in. male camlock fitting x 3/4 in. female NPT	4100, 4102, 4104
277645	Camlock fitting	3/4 in. male camlock fitting x 3/4 in. male NPT	4100, 4102, 4104
277090	Camlock cap	3/4 in. camlock cap with chain	276291, 277645, 4105
273607*	Ball valve	3/4 x 3/4 in. ball valve for backflow prevention	4100, 4102, 4104
274879*	Check valve	3/4 x 3/4 in. check valve for backflow prevention	4100, 4102, 4104
4105*	Evacuation kit	3/4 in. camlock drain conversion kit	4100, 4102, 4104
84816	4-way valve	Four port, two-position valve enables one pump to evacuate and dispense fluid from a single tank. Ports are 1 in. NPT.	4100, 4102, 4104
84815	Overfill warning valve	For single-wall tanks and drums. Sounds whistle and shuts off air-supply when fluid rises above preset level. Requires connection to compressed air. 1/4 in. NPT air inlet and outlet ports.	4100, 4102, 4104
84824	Overfill warning valve	For double-wall tanks. Sounds whistle and shuts off air-supply when fluid rises above preset level. Requires connection to compressed air. 1/4 in. NPT air inlet and outlet ports.	4100, 4102, 4104
4110*	Dipstick evacuation kit	Enables diaphragm pump to be used for fluid evacuation from reservoirs or through dipstick tube. Includes 10 ft. (3 m) suction hose, five evacuation wands and wand holder. For wand specifications (→ page 169).	4100, 4102, 4104
85257	Wall-mount bracket	For use with 1/4, 1/2 and 1 in. diaphragm pumps (included with models 4100, 4102 and 4104).	4100, 4102, 4104

*⚠ **WARNING** California Proposition 65: Cancer and reproductive harm. www.P65Warnings.ca.gov

Collection equipment – general

Fluid evacuator

- Vacuum level gauge

Model 3652 6 gallon (22 liter)

Combines a compact, portable tank design with a powerful compressed-air operated venturi vacuum for quick, clean, and convenient extraction of engine oil or transmission fluid through the dipstick tube, or for other general fluid extraction needs. Three flexible and two rigid wands are included, as well as dipstick tube adapters for BMW, Mercedes, and Volkswagen brand vehicles. Tank is emptied by removing a wide-mouth cap and tilting to pour.

Features

- Portable 6 gallon (22 liter) capacity heavy-duty welded steel tank
- 10 ft. (3 m) long wire-reinforced evacuation hose
- Rolls smoothly on two 5 in. (13 cm) fixed axle wheels with rubber treads
- Easy-to-read volume level sight tube



Model 3652 technical data

Model	3652*
Capacity	6 gal. (22 liter)
Maximum air pressure	150 psi (10 bar)
Minimum air pressure	90 psi (6 bar)
Maximum fluid temperature	176 °F (80 °C)
Reservoir material	Steel
Wheels (qty. 2) – fixed-axle	5 in. (127 mm)
Size	14 x 14 x 29.8 in. (356 x 356 x 757 mm)

* ⚠ **WARNING** California Proposition 65: Cancer and reproductive harm. www.P65Warnings.ca.gov

Portable used fluid handling equipment – collection equipment, general



Model 276751



Model 276752



Model 276753



Model 276754



Model 276755



Model 276756



Model 276757



Model 276758

Standard accessories for model 3652

Model	Name
276751	Mercedes oil dipstick tube adapter
276752	BMW oil dipstick tube adapter
276753	Volkswagen oil dipstick tube adapter
276754	0.20 in. (5 mm) diameter x 31 in. (790 mm) long flexible extraction wand (red)
276755	0.24 in. (6 mm) diameter x 31 in. (790 mm) long flexible extraction wand (clear)
276756	0.31 in. (8 mm) diameter x 31 in. (790 mm) long flexible extraction wand (yellow)
276757	0.20 in. (5 mm) diameter x 31 in. (790 mm) long rigid extraction wand
276758	0.24 in. (6 mm) diameter x 31 in. (790 mm) long rigid extraction wand



Optional accessories

Model	Name	Description	Compatible models
3602*	Magnetic tool tray	For use with metal drains to hold tools, small parts and fasteners	3601, 3614, 3617, 3618, 3635, 3637, 3639, 3650

*⚠ **WARNING** California Proposition 65: Cancer and reproductive harm. www.P65Warnings.ca.gov

Model 613DK



Includes drum

Drum drains

Drum drains utilize a standard 16 gallon/120 lb. (60 liter/54 kg) steel drum as a fluid reservoir. They have a portable upright configuration commonly used for collecting fluids under lift-mounted vehicles. All models include a collection bowl, lid assembly with fluid level gauge and height-adjustable tube, and 17 in. (432 mm) square base with four 2 1/2 in. (63,5 mm) ball-bearing swivel casters. Drains can be emptied using a gravity spigot (included with model 613DK) or pump-assist evacuation kit 247748 (sold separately).

Features

- Simple yet durable heavy-duty steel construction
- Volume level indicator
- Height-adjustable from 42 to 68 in. (1 067 to 1 727 mm)
- Models available with and without drum

Model 613 16 gallon (60 liter) drum drain

Same as 613DK except without drum. User must supply standard 16 gallon/120 lb. (60 liter/54 kg) drum and drain spigot.

Model 3644 16 gallon (60 liter) drum drain

Same as model 613 except with 20 in. (508 mm) diameter steel drain bowl. User must supply standard 16 gallon/120 lb. (60 liter/54 kg) drum and drain spigot.

Model 3644



Drum not included

Model 613DK 16 gallon (60 liter) drum drain

Complete drum drain kit including 16 gallon/120 lb. (60 liter/54 kg) steel drum, 14 in. (355,6 mm) diameter drain bowl, and gravity spigot.

7

Drum drain technical data

Model	613DK	613	3644
Capacity	16 gal. (60 liter)	16 gal. (60 liter)	16 gal. (60 liter)
Bowl diameter	14 in. (355,6 mm)	14 in. (355,6 mm)	20 in. (508 mm)
Drum included	Yes	No	No
Wheels (qty. 4) – swivel caster	4 in. (101,6 mm)	4 in. (101,6 mm)	4 in. (101,6 mm)
Minimum height	42 in. (1 067 mm)	42 in. (1 067 mm)	42 in. (1 067 meter)
Maximum height	68 in. (1 727 mm)	68 in. (1 727 mm)	68 in. (1 727 mm)
Size	17 x 17 x 42 in. (432 x 432 x 1 067 mm)	17 x 17 x 42 in. (432 x 432 x 1 067 mm)	17 x 17 x 42 in. (432 x 432 x 1 067 mm)

Portable used fluid handling equipment – collection equipment, general



Model 91197



Model 82786



Model 3608



Model 66493



Model 70526



Model 247748

Optional accessories

Model	Name	Description	Compatible models
91197	14 in. (356 mm) diameter bowl	Standard on models 613 and 613DK; optional on model 3644	613, 613DK, 3644
82786	14 in. (356 mm) diameter bowl with lid	Includes hinged lid with latch	613, 613DK, 3644
3608	20 in. (508 mm) diameter bowl	Standard on model 3644; optional on models 613 and 613DK	613, 613DK, 3644
66493	16 gallon/120 lb. (60 liter/54 kg) drum	Steel drum with 1 in. NPT port for drain spigot. Standard on model 613DK; optional on models 613 and 3644	613, 613DK, 3644
70526	Drain spigot	Gravity drain spigot with 1 in. male NPT. Standard on model 613DK; optional on models 613 and 3644	613, 613DK, 3644
247748	Diaphragm pump evacuation kit	Includes fluid pick-up tube and 3/4 in. male camlock fitting for connection to diaphragm pump or other fluid transfer system. Installs to lid so that fitting extends straight up	613, 613DK, 3644

Model 615* suction gun

Holds up to 18 oz. (532 cm³) of fluid. Flexible nozzle for transmission, differential or oil filter service. Precision follower fitted to barrel for superior suction and is impervious to oil, grease and water. Finished in rust-resistant, powder coated blue paint.

Model G150* suction gun

17 oz. (503 cm³) capacity with 12 in. (304,8 mm) flex hose. Perfect for draining and filling differentials, clutches, power steering reservoirs and transmissions. Needs no priming. Features heavy-duty steel barrel, electro-static, corrosion-resistant finish and non-slip knurling.



Model 615

*** ⚠ WARNING**
 California Proposition 65:
 Cancer and reproductive harm
www.P65Warnings.ca.gov



Model G150

Lube trolley package

Model 279092 – oil package



Designed for convenience and portability, Lincoln's premium lube trolley package comes complete with all components needed for dispensing oil or grease directly from 55 gal. (208 l) or 400 lb. (181 kg) drums. Suitable for servicing a full range of vehicles, as well as industrial and machinery processes.

Includes a pneumatically operated Lincoln pump for oil or grease, a durable hose reel, metering device, air control with filter/regulator/gauge and connection hoses and fittings.

Features:

- Packaged with all necessary components
- Durable, heavy-duty construction
- Dispenses lubricant directly from 55 gal. (208 l) (oil) or 400 lb. (181 kg) (grease) drums
- Maneuvers easily on uneven surfaces in shop or factory
- Makes dispensing possible without installed overhead reels or bench tanks
- SKF and Lincoln resources ensure maximum reliability and lowest cost of ownership

Model 279091 – grease package



Available packages

Model no.	Description
Package 279092 – oil	
284168	Series 25 universal 3:1 pump
8078-C*	Heavy-duty reel with 30 ft. (9 m) hose
982	Electronic meter with flexible extension measures pints, quarts, gallons or liters
602134	Air control with filter/regulator/gauge
-	Oil connection hoses and fittings
Package 279091 – grease	
926	Series 20 50:1 pump with cover
83366	Follower for 400 lb. (181 kg) drums
8078-A*	Heavy-duty reel with 30 ft. (9 m), high-pressure hose
740	Heavy-duty control valve
81387	Universal swivel
602134	Air control with filter/regulator/gauge
-	Grease connection hoses and fittings

* Alemite reel, for more details please refer to Alemite.com


Fuel transfer pump

Lincoln's model 1550 fuel transfer pump quickly delivers diesel, kerosene or mineral spirits from both mobile and stationary tanks. Its durable cast-iron housing, long-life, low-friction vanes, special seal design, UL-listed motor and stainless steel outlet adapter provide reliability in even the harshest environments.

The pump's unique, three-piece, telescoping pick-up tube is suitable for a wide range of tank depths and designs, and its 360-degree, locking bung for proper positioning.

Model 1550 fuel transfer pump

- Self-priming, cast-iron pump
- Insulated, weatherproof design
- Stainless steel 90-degree hose adapter
- 1 in. (25,4 mm) pump inlet and outlet offer high flow rate
- 360-degree, locking bung for proper positioning
- Three-piece telescoping pick-up tube for varying tank depths
- Pre-wired, heavy-gauge, 18 ft. (5,5 m) cable for operator convenience
- 13 ft. (4 m), commercial-grade, kink-resistant, anti-static hose
- Long-life, low-friction polymer vanes provide extended service intervals



Fuel transfer pump technical data

Model	1550
Voltage	12 V DC
Flow rate	15 gal./min. (57 l/min.)
Pump inlet/outlet	1 in. (25,4 mm) NPT
Hose connection	3/4 in. (19 mm) NPT
Power cord length	18 ft. (5,5 m) with heavy-duty connectors
Duty cycle	30 min.
Locking bung	Yes
Hose	13 ft. x 3/4 in. ID (4 m x 19 mm ID)
UL-listed motor	Yes
Inlet filter	Yes
Outlet adapter	Stainless steel

Fuel caddies



Designed for the safe transfer and storage of fuel before, during and after repairs which require the removal of a vehicle's fuel tank. Offers features/components specially designed for use with volatile liquids.

Features

- Premium 2-way rotary pump dispenses fuel at a rate of 1 gal. (4 liters) per 12 revolutions
- Specially designed for use with unleaded gasoline, kerosene and diesel fuels
- 100% leak-tested welded-steel tank
- Portable, tilt-to-roll design requires minimal floor space

Model 3675* 25 gallon (95 liter) fuel caddy

- Large capacity 25 gal. (95 liter) heavy-duty welded steel tank
- 2-way rotary pump dispenses or extracts fuel depending on the direction of rotation
- Large 8 in. (200 mm) diameter rubber wheels
- Easy-to-read sight gauge clearly indicates fuel volume in tank
- Screened filler neck allows fuel to be poured in manually
- Fire-screened vent cap prevents tank pressurization

Model 3677 25 gallon (95 liter) fuel caddy with 2-way filter

Same as model 3675, but includes automatic 2-way filter system that uses two common spin-on filters to remove particulates while dispensing or extracting fuel.



Fuel caddy technical data

Model	3675*	3677
Capacity	25 gal. (95 liter)	25 gal. (95 liter)
Reservoir material	Steel	Steel
Pump output – revolutions/gal. (liter)	12	12
Wheels (qty. 2)	8 in. (203 mm) diameter	8 in. (203 mm) diameter
Hose length	7 ft. (2 134 mm)	7 ft. (2 134 mm)
Size	22.5 x 20.5 x 44 in. (572 x 521 x 1 118 mm)	22.5 x 20.5 x 44 in. (572 x 521 x 1 118 mm)

* ⚠ **WARNING** California Proposition 65: Cancer and reproductive harm. www.P65Warnings.ca.gov



Optional accessories

Model	Name	Description	Compatible with
3612*	2-way filter system	Filters fuel through independent replaceable filters. Standard on model 3677; optional on model 3675	3675, 3677
277464	Replacement filter	1 in.-12 UNF spin-on style fuel filter, 3/4 in. (19 mm) opening	3612, 3677
3602*	Magnetic tool tray	For use with metal drains to hold tools, small parts and fasteners	3601, 3614, 3617, 3618, 3650, 3652, 3675, 3677

* ⚠ **WARNING** California Proposition 65: Cancer and reproductive harm. www.P65Warnings.ca.gov

Portable used fluid handling equipment –

Air line products and accessories

Air couplers and nipples	152
Blow guns, tire inflators and siphon sprayers	155
Filters, lubricators, regulators and gauges	157
Miniature units	158
Gauges	159
Regulators	160
Lubricators	161
Modular air care preparation systems and accessories . . .	162
AirCare regulators, filters and lubricators	162
AirCare systems accessories	172
Air line equipment accessories	174



Air couplers



Blow guns



Air-operated sprayers



Miniature units



Filter-regulator with gauge-lubricator



Pressure switches

Air couplers and nipples

Model 815 1/4 in. (f)



Coupler and nipple can be joined without user pulling back on sleeve. A true quick-connect design!

Lincoln air couplers provide split-second coupling of grease guns, impact wrenches, paint sprayers and other air-operated equipment. Air flow products from Lincoln have the features and durability you demand for your business.

- Positive action locking mechanism so coupler cannot be detached accidentally.
- Extra large air passage insures greater air flow.
- Automatic air check valve shuts off air instantly when uncoupled, providing leak-proof seal.
- Corrosion-resistant steel plug and stainless steel check and check spring for long service life.
- Free swiveling action prevents curling or kinking of air hose.

Lincoln-style couplers and nipples for 1/4 in. ID

Models 815, 11659, 11660, 11661

250 psi (17 bar) maximum operating pressure. Extra-long stem of nipple and coupler body assures long service life, easy connections under severe operating conditions. Maximum air flow 52 scfm (1,5 sm³/min.) at 100 psi (7 bar). Model 815 length 2 1/2 in. (65 mm); diameter 1 1/16 in. (37 mm); weight 4 1/2 oz. (126 g).

Note: Model 11659 is available non-packaged for bulk orders as model **238394**.

Model 815 cut-away 1/4 in. (f)



Model 11659 1/4 in. (m)
Model 11660 1/8 in. (m)



Model 11661 1/4 in. (f)



ARO-style couplers and nipples for 1/4 in. ID

Models 5862, 13329, 13331

Fits ARO style nipples for 1/4 in. ID hose. Maximum operating pressure 300 psi (21 bar). 1/4 in. NPT (f) inlet. Maximum air-flow 38 scfm (1,1 sm³/min.) at 100 psi (7 bar). Length 2 in. (50,8 mm); diameter 1 1/8 in. (29 mm); weight 4 oz. (113 g).

Automotive and Tru-Flate-style couplers and nipples for 3/8 in. ID

Models 5874, 5875

Maximum operating pressure 300 psi (21 bar). Maximum airflow 100 scfm (170 sm³/min.) at 100 psi (7 bar). Length 2 3/8 in. (60,3 mm); diameter 1 in. (25,4 mm); weight 4.8 oz. (136 g).

Universal coupler

Model 5862

Fits all Automotive/Tru-Flate, ARO, and Industrial/Milton-style nipples for 1/4 in. ID hose. Maximum operating pressure 300 psi (21 bar). 1/4 in. NPT (f) inlet. Maximum air-flow 38 scfm (1,1 sm³/min.) at 100 psi (7 bar). Length 2 in. (50,8 mm); diameter 1 1/8 in. (29 mm); weight 4 oz. (113 g). Coupler and nipple can be joined without user pulling back on sleeve.


Model 13329 1/4 in. (f)



Model 13331 1/4 in. (f)



Model 5874 3/8 in. (f)



Model 5862



Model 5875 3/8 in. (m)





Industrial and Milton-style couplers and nipples for 1/4 in. ID (63 series)

Models 632004, 630104, 630204

Maximum operating pressure 250 psi (17 bar). Maximum airflow 45 scfm (1,3 sm³/min.) at 100 psi (7 bar). Length 1 3/4 in. (44 mm); diameter 1 1/8 in. (29 mm); weight 3 oz. (85 g).



Industrial-style couplers and nipples for 3/8 in. ID (64 series)

Models 642006, 640104, 640204, 640106, 640206

Maximum operating pressure 250 psi (17 bar). Maximum airflow 108 scfm (3,1 sm³/min.) at 100 psi (7 bar). Length 2 1/16 in. (52 mm); diameter 1 5/16 in. (49 mm); weight 6 oz. (170 g).



Industrial-style couplers and nipples for 1/2 in. ID (65 series)

Models 652008, 650108, 650208

Maximum operating pressure 200 psi (14 bar). Maximum airflow 176 scfm (5 sm³/min.) at 100 psi (7 bar). Length 2 3/4 in. (70 mm); diameter 1 1/2 in. (38 mm); weight 9 oz. (255 g).



Air couplers/nipples designation system

xx	x	x	xx
Series	0 = nipple 2 = coupler	1 = male 2 = female	Thread size IN 1/16 in.

Blow guns, tire inflators and siphon sprayers

Blow guns

Model 840*

- Handy thumb-button design provides ease of operation
- Brass stem and synthetic packaging for service life
- Addition of air nipple permits quick connect or disconnect
- 1/4 in. NPT (f) inlet; 7/64 in. outlet diameter

Model 950*

- Same as model 840, except with air restricter
- Nozzle inlet maximum pressure 30 psi (2,1 bar) complies with Federal Safety Regulation 50-204.8 and OSHA 1910 242.B

Model 960*

- Light-weight cast aluminum pistol grip
- 1/4 in. NPT (f) inlet; 7/64 in. outlet diameter; height 5 3/4 in. (146 mm)
- Nozzle inlet maximum pressure 30 psi (2,1 bar) complies with Federal Safety Regulation 50-204.8 and OSHA 1910 242.B

Model 940*

- Same as model 960 less air restricter
- When used for large cleaning requirement or chip cleaning, regulated air pressure must not exceed federal recommended maximum

Model 5980*

- Thumb control provides comfort and ease of operation
- 1/4 in. NPT (f) inlet; 1/8 in. NPT (f) outlet

Model 840



Model 960




Model 5980



*⚠ WARNING

California Proposition 65:
Cancer and reproductive harm
www.P65Warnings.ca.gov



Air-operated sprayers

Model 939

- Adjustable suction control varies fluid volume as needed.
- Strainer assembly in suction hose keeps out contaminants while assuring uninterrupted flow of fluid.
- 6 ft. (1,8 m) vinyl suction hose permits use with most any container from gallon jug to 55 gal. (208 liter) drum.
- Convenient addition of air coupler nipple permits quick coupling to any air hose.
- Rust and corrosion resistant – pistol grip handle includes brass stem and synthetic packing.
- Use with solvents or detergent solutions. Compatible with vinyl, aluminum and carbon steel.
- Standard air inlet 1/4 in. NPT (f).
- Powerful spray. Maximum operating pressure 200 psi (14 bar).



Model 5983*

- Use with solvents or detergent solutions
- 1/4 in. NPT (f) inlet
- Maximum operating pressure 150 psi (10 bar)



Tire accessories

Model 80423 tire inflator

- 12 in. (305 mm) hose extension provides extra-reach capacity.
- Tapered chuck nut allows inflator to fit wheel covers on cars and light trucks.
- Dual chuck permits use on trucks with dual tires.
- Includes model 11659 nipple for use with model 815 coupler. Maximum inlet pressure 200 psi (14 bar).
- 0 to 120 psi (0 to 8 bar) scale in 2 psi (0,14 bar) graduations.

Model 66951* air chuck

For inflating tire. 1/4 in. NPT (f) inlet.

*⚠ WARNING

California Proposition 65:
Cancer and reproductive harm
www.P65Warnings.ca.gov

Filters, lubricators, regulators and gauges

A well-planned compressed air system virtually ensures minimum pressure loss in the system, and the removal of contaminants: water, compressor oil, etc. An inefficient system results in higher costs per unit of compressed air, improper or erratic tool operation, shortened component life and reduced capacity. Lincoln provides individual components and combined component systems to give you the highest quality for your compressed air tool operations.

Changes in air pressure can affect the performance of air-powered equipment. Most equipment will operate beyond recommended pressure, but this causes excess torque, force and wear and wastes compressed air. Lincoln air regulators eliminate this problem by providing the consistent pressure required for each tool, ensuring maximum life and working efficiency for your pneumatic equipment.

Air filters are essential for proper performance of air powered tools, equipment and machinery. Lincoln filters are designed to

minimize water vapor and contaminants in the air supply. Install a large filter in the main distribution line immediately after the compression accumulator tank. Another smaller filter should be placed inline within 20 feet (6,1 meter) of the equipment it will protect. This ensures the removal of solid particles at point of use and most condensed moisture.

Most air-operated tools, equipment and components of air systems require oil lubrication for proper function and to ensure long service life. Lincoln air line lubricators are designed to meter precise amounts of lubricant into the air supply, improving the efficiency of cylinders, valves and air motors. Lubrication is automatically provided in a nearly constant oil-to-air ratio over a wide range of air flows. Air passing through the operated device is a very fine mist that can be carried over a long distance, serving more than one tool at a time.



Miniature units

Model 600003* miniature regulator

All brass construction with Buna N diaphragm. For 1/4 in. pipe size.
 Maximum supply pressure:
 300 psi (20,68 bar).
 Reduced pressure range:
 0 to 125 psi (0 to 8,62 bar).
 Operating temperature range:
 -40 to +180 °F (-40 to +82 °C).
 Diameter 1 3/8 in. (35 mm), height 2 3/4 in. (70 mm), weight 1/2 lb. (0,23 kg)



Model 600103* miniature filter

All brass construction with porous bronze filter (20 micron) element and shatter proof polycarbonate bowl. For 1/4 in. pipe size.
 Maximum supply pressure:
 200 psi (13,79 bar).
 Maximum operating temperature:
 120 °F (49 °C).
 Diameter 1 9/16 in. (40 mm), height 4 in. (102 mm), weight 3/8 lb. (0,17 kg)

Model 600203* miniature lubricator

All brass construction with shatterproof polycarbonate bowl. For 1/4 in. pipe size.
 Maximum supply pressure:
 200 psi (13,79 bar).
 Maximum operating temperature:
 120 °F (49 °C).
 Oil viscosity limitation not over 800 S.S.U. [SAE #30 not under 85 °F (29,4 °C)].
 Diameter 1 9/16 in. (40 mm), height 4 3/8 in. (111 mm), weight 1/4 lb. (0,11 kg)



Model 602203 miniature lubricator

Aluminum construction with shatterproof polycarbonate bowl. For 1/4 in. pipe size.
 Maximum supply pressure:
 150 psi (10,3 bar).
 Maximum operating temperature:
 125 °F (52 °C).
 Diameter 1.45 in. (37 mm), height 5.23 in. (133 mm), weight 0.3 lb. (0,14 kg)



Model 85672 miniature filter-regulator with gauge-lubricator

For 1/4 in. pipe size.
 Maximum supply pressure:
 150 psi (10,3 bar)
 Operating temperature range:
 0 to +150 °F (-18 to +66 °C).
 Diameter 1.45 in. (37 mm), height 5.23 in. (133 mm), weight 1.23 lbs. (0,6 kg)

Model 85674 miniature filter-lubricator

For 1/4 in. pipe size.
 Maximum supply pressure:
 150 psi (10,3 bar)
 Operating temperature range:
 0 to +125 °F (-18 to +52 °C).
 Diameter 1.45 in. (37 mm), height 5.23 in. (133 mm), weight 0.9 lbs. (0,4 kg)

*⚠ WARNING

California Proposition 65:
 Cancer and reproductive harm
www.P65Warnings.ca.gov

Gauges

Model 66100 gauge

Registers pressures up to 200 psi (13,79 bar). Dial diameter 2 in. (50,8 mm). 1/4 in. NPT (m) bottom connection. Calibrated both in psi and kg/cm².

Model 66101 gauge

Same as model 66100 except 1/8 in. NPT (m) bottom connection.

Model 600401 gauge

Same as model 66100 except with 1/4 in. NPT center back connection.

Model 66111 gauge

Same as model 66100 except registers to 5 000 psi (345 bar).




Air line equipment accessories – pressure gauges

Available in 1/8 and 1/4 in. NPT back and bottom connections

Model	Regulator size		Gauge size		Connection	Maximum pressure	
	in.		in.	mm		psi	bar
247843*	1/4 and 3/8		1 1/2		1/8 NPT (back)	0 to 160	0 to 11
247844*	1/2, 3/4 and 1		2	51	1/4 NPT (back)	0 to 160	0 to 11
247863*	1/2, 3/4 and 1		2	51	1/4 NPT (back)	0 to 300	0 to 20
66100*	–		2	51	1/4 NPT (bottom)	0 to 200	0 to 14
66101*	–		2	51	1/8 NPT (bottom)	0 to 200	0 to 14
600401*	–		2	51	1/4 NPT (back)	0 to 200	0 to 14
66111*	–		2	51	1/4 NPT (bottom)	0 to 5 000	0 to 345

*⚠ **WARNING** California Proposition 65: Cancer and reproductive harm. www.P65Warnings.ca.gov



Regulators


Die-cast zinc construction with stainless steel strainer and renewable brass seat. Diaphragm and disc are oil-resistant Buna-N. Secondary pressure side gauge connections are 1/4 in. NPT (f) and are sealed with removable pipe plugs. Maximum supply pressure is 300 psi (20,68 bar) for all sizes

listed. Operating range 0 to 250 psi (0 to 17,24 bar). Operating temperature range is 40 to 120 °F (4 to 49 °C).

Regulators

Model	Size	Dimensions				Weight					
		A		B		C		D		lbs.	kg
	in.	in.	mm	in.	mm	in.	mm	in.	mm		
600004*	1/4	3	76	6	152	1 3/8	35	2 3/8	60	1.8	0,8
600006*	3/8	3	76	6	152	1 3/8	35	2 3/8	60	1.8	0,8
600008*	1/2	3 9/16	90	7	178	1 1/2	38	3 1/4	83	2.8	1,3
600012*	3/4	4 11/16	119	10	254	1 7/8	48	4 3/8	111	6.2	2,8
600016*	1	4 11/16	119	10	254	1 7/8	48	4 3/8	111	6.2	2,8

*⚠ **WARNING** California Proposition 65: Cancer and reproductive harm. www.P65Warnings.ca.gov



Filters

Constructed of die-cast zinc with 40 micron filter element of porous bronze. Metal bowl with sight glass. Maximum supply pressure 250 psi (17,24 bar). Maximum temperature 150 °F (66 °C).

Filters

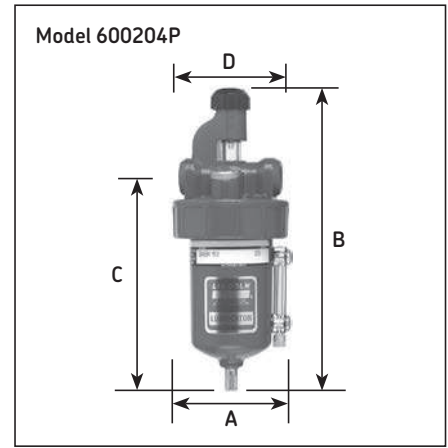
Model	Size	Capacity size		Dimensions				Weight					
		oz.	cm3	A		B		C		D		lbs.	kg
	in.			in.	mm	in.	mm	in.	mm	in.	mm		
600104P*	1/4	5	142	2 15/16	75	5 5/8	143	5 1/8	130	2 13/16	71,4	1.8	0,8
600106P*	3/8	5	142	2 15/16	75	5 5/8	143	5 1/8	130	2 13/16	71,4	1.8	0,8
600108P*	1/2	8	227	3 3/4	95	6 1/4	159	5 5/8	143	2 13/16	71,4	2.8	1,3
600112*	3/4	16	454	4 7/8	124	8 3/4	222	7 3/4	197	4 9/16	116	6.3	2,9
600116*	1	16	454	4 7/8	124	8 3/4	222	7 3/4	197	4 9/16	116	6.3	2,9

*⚠ **WARNING** California Proposition 65: Cancer and reproductive harm. www.P65Warnings.ca.gov

Lubricators

Constructed of die-cast zinc. Metal bowl with sight glass. Maximum supply pressure 250 psi (17,24 bar). Maximum temperature 150 °F (66 °C). Oil viscosity maximum not over 800 S.S.U. [SAE #30 not under 85 °F (29,4 °C)].

Note: Oil adjustment may be made tamper-proof by removing “dial set” knob on all models. All sizes may be filled while under pressure.



Lubricators

Model	Size		Capacity size		Dimensions A		B		C		D		Weight	
	in.	oz.	cm3	in.	mm	in.	mm	in.	mm	in.	mm	lbs.	kg	
600204P*	1/4	5	142	2 15/16	75	7 5/8	194	5 5/8	143	2 13/16	71,4	2.2	1	
600206P*	3/8	5	142	2 15/16	75	7 5/8	194	5 5/8	143	2 13/16	71,4	2.2	1	
600208P*	1/2	8	227	3 3/4	95	8 1/8	206	5 3/4	146	2 13/16	71,4	3.3	1,5	
600212*	3/4	16	454	4 7/8	124	10 1/2	267	7 7/8	200	4 9/16	116	4.2	1,9	
600216*	1	16	454	4 7/8	124	10 1/2	267	7 7/8	200	4 9/16	116	4.2	1,9	

*⚠ **WARNING** California Proposition 65: Cancer and reproductive harm. www.P65Warnings.ca.gov

Model 82413* control assembly

Includes model 66100 gauge and model 600004 regulator. Inlet and outlet 1/4 in. NPT (f).

Model 600301* automatic drain conversion kit

Converts manual drain filter to automatic drain. Increases filter efficiency and eliminates problem of manual draining.

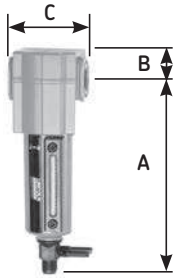


***⚠ WARNING**
California Proposition 65:
Cancer and reproductive harm
www.P65Warnings.ca.gov

Modular air care preparation systems and accessories

AirCare regulators, filters and lubricators


- Modular components snap into place for quick assembly and service
- Wide selection of sizes, styles and capacities to meet specific application requirements



Model 602108

Modular air line filters

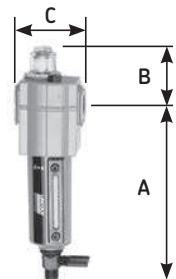
Model	Maximum pressure		Temperature range		Material of construction		Material	Element particle size
	psi	bar	°F	°C	Body	Bowl		
602104	250	17	0 to 150	-18 to +66	Zinc	Zinc	Sintered polypropylene	40
602106	250	17	0 to 150	-18 to +66	Zinc	Zinc	Sintered polypropylene	40
602108	250	17	0 to 175	-18 to +79	Aluminum	Aluminum	Sintered polypropylene	40
602109	250	17	0 to 175	-18 to +79	Aluminum	Aluminum	Sintered polypropylene	40



Model 602008

Modular air line regulators

Model	Maximum pressure		Temperature range		Material of construction				Secondary connections
	psi	bar	°F	°C	Body	Bonnet	Valve seal	Bottom plug	
602004	300	21	0 to 150	-18 to +66	Zinc	Acetal	Brass nitrile	Acetal	1/8 NPT (f)
602005	300	21	0 to 150	-18 to +66	Zinc	Acetal	Brass nitrile	Acetal	1/8 NPT (f)
602006	300	21	0 to 150	-18 to +66	Zinc	Acetal	Brass nitrile	Acetal	1/8 NPT (f)
602007	300	21	0 to 175	-18 to +79	Aluminum	Aluminum	Brass nitrile	Acetal	1/4 NPT (f)
602008	300	21	0 to 175	-18 to +79	Aluminum	Aluminum	Brass nitrile	Acetal	1/4 NPT (f)
602009	300	21	0 to 175	-18 to +79	Aluminum	Aluminum	Brass nitrile	Acetal	1/4 NPT (f)



Model 602208

Modular air line lubricators


Model	Maximum pressure		Temperature range		Material of construction		Sight feed dome
	psi	bar	°F	°C	Body	Bowl	
602204	250	17	0 to 150	-18 to +66	Zinc	Zinc	Transparent nylon
602206	250	17	0 to 150	-18 to +66	Zinc	Zinc	Transparent nylon
602208	250	17	0 to 175	-18 to +79	Aluminum	Aluminum	Transparent nylon

Recommended lubricants: misting type oil 50 to 200 SSU (ISO Grade 7 to 46) at 100 °F (38 °C)
Transparent nylon liquid level indicator lens

Model	Drain type	Size		Dimensions						Diameter		Weight	
		PTF		A		B		C					
		in.		in.	mm	in.	mm	in.	mm	in.	mm	lbs.	kg
602104	Manual	1/4		5.27	134	0.75	19	1.98	50	1.91	49	1.1	0,5
602106	Manual	3/8		5.27	134	0.75	19	1.98	50	1.91	49	1.1	0,5
602108	Manual	1/2		6.95	177	1.00	25	3.15	80	2.89	73	1.8	0,8
602109	Automatic	1/2		6.35	161	1.00	25	3.15	80	2.89	73	1.8	0,8

Model	Pressure range		Connection NPT (f)	Dimensions						Diameter	Adjuster	Weight			
				A		B		C							
	psi	bar		in.	in.	mm	in.	mm	in.			mm	in.	mm	lbs.
602004	5 to 150	0,3 to 10	1/4	4.0	102	1.31	33	2.0	51	3.2	81	T-handle	0.8	0,4	
602005	5 to 150	0,3 to 10	1/4	2.88	73	1.31	33	2.0	51	3.2	81	Knob	0.8	0,4	
602006	5 to 150	0,3 to 10	3/8	4.0	102	1.31	33	2.0	51	3.2	81	T-handle	0.8	0,4	
602007	5 to 150	0,3 to 10	3/8	2.88	73	1.31	33	2.0	51	3.2	81	Knob	0.8	0,4	
602008	10 to 250	0,7 to 17	1/2	5.95	151	1.69	43	3.15	80	5.1	130	T-handle	1.77	0,8	
602009	5 to 150	0,3 to 10	1/2	5.0	127	1.69	43	3.15	80	5.1	130	Knob	1.77	0,8	

Model	Connection NPT (f)	Bowl capacity		Dimensions						Diameter		Weight	
				A		B		C					
		in.	oz.	ml	in.	mm	in.	mm	in.	mm	in.	mm	lbs.
602204	1/4	2.0	57	5.27	134	1.63	41	1.98	50	1.91	49	1.1	0,5
602206	3/8	2.0	57	5.27	134	1.63	41	1.98	50	1.91	49	1.1	0,5
602208	1/2	7.0	198	6.95	177	2.12	54	3.15	80	2.89	73	1.6	0,7

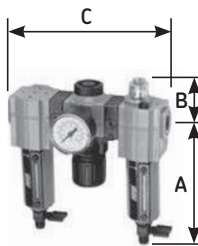


Integrated/modular filter/regulator with gauge

Model	Maximum pressure		Temperature range		Element particle size μ	Pressure range	
	psi	bar	°F	°C		psi	bar
602134	250	17	0 to 150	-18 to +66	40	5 to 150	0,3 to 10
602136	250	17	0 to 150	-18 to +66	40	5 to 150	0,3 to 10
602138	250	17	0.3 to 10	-18 to -12	40	5 to 150	0,3 to 10

Can be used with other AirCare modular components.

Model 602138




Modular air line combination units: filter-regulator with gauge-lubricator

Model	Maximum pressure		Temperature range		Element particle size μ	Pressure range		Capacity size	
	psi	bar	°F	°C		psi	bar	oz.	ml
85387-4*	250	17	0 to 150	-18 to +66	40	5 to 150	0,3 to 10	2.0	57
85387-6*	250	17	0 to 150	-18 to +66	40	5 to 150	0,3 to 10	2.0	57
85387-8*	250	17	0 to 175	-18 to +79	40	5 to 150	0,3 to 10	7.0	198

Transparent nylon liquid level indicator lens.

***WARNING** California Proposition 65: Cancer and reproductive harm. www.P65Warnings.ca.gov

Model 85387-8

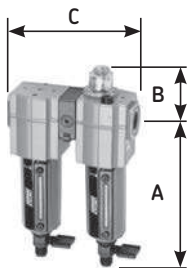


Modular air line combination units: filter-regulator with gauge

Model	Maximum pressure		Temperature range		Element particle size μ	Pressure range	
	psi	bar	°F	°C		psi	bar
85388-4	250	17	0 to 150	-18 to +66	40	5 to 150	0,3 to 10
85388-6	250	17	0 to 150	-18 to +66	40	5 to 150	0,3 to 10
85388-8	250	17	0 to 175	-18 to +79	40	5 to 150	0,3 to 10

Transparent nylon liquid level indicator lens.

Model 85388-8



Modular air line combination units: filter-lubricator

Model	Maximum pressure		Temperature range		Element particle size μ	Capacity size	
	psi	bar	°F	°C		oz.	ml
85389-8*	250	17	0 to 175	-18 to +79	40	7.0	198

Transparent nylon liquid level indicator lens.

***WARNING** California Proposition 65: Cancer and reproductive harm. www.P65Warnings.ca.gov

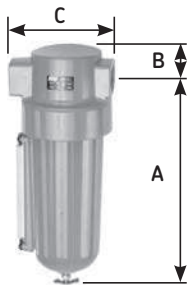
Model 85389-8

Model	Drain type	Size PTF	Dimensions						Diameter		Weights	
			A		B		C		in.	mm	lbs.	kg
		in.	in.	mm	in.	mm	in.	mm	in.	mm	lbs.	kg
602134	Manual	1/4	5.27	134	2.89	73	1.98	50	3.29	84	1.2	0,5
602136	Manual	3/8	5.27	134	2.89	73	1.98	50	3.29	84	1.2	0,5
602138	Manual	1/2	6.95	177	4.98	127	3.15	80	5.10	130	2.6	1,2

Model	Drain type	Size PTF	Dimensions				C		Weights	
			A		B		in.	mm	lbs.	kg
		in.	in.	mm	in.	mm	in.	mm	lbs.	kg
85387-4	Manual	1/4	5.27	134	1.63	41	6.46	164	3.3	1,5
85387-6	Manual	3/8	5.27	134	1.63	41	6.46	164	3.3	1,5
85387-8	Manual	1/2	6.95	177	2.12	54	10.52	267	6.2	2,8

Model	Drain type	Size PTF	Dimensions				C		Weights	
			A		B		in.	mm	lbs.	kg
		in.	in.	mm	in.	mm	in.	mm	lbs.	kg
85388-4	Manual	1/4	5.27	134	1.31	33	4.22	107	2.0	1,0
85388-6	Manual	3/8	5.27	134	1.31	33	4.22	107	2.0	1,0
85388-8	Manual	1/2	6.95	177	1.69	43	6.84	174	4.2	2,0

Model	Drain type	Size PTF	Dimensions				C		Weights	
			A		B		in.	mm	lbs.	kg
		in.	in.	mm	in.	mm	in.	mm	lbs.	kg
85389-8	Manual	1/2	6.95	177	2.12	54	6.84	174	3.8	1,7




Model 602112

High-capacity air line filters

Model	Maximum pressure		Temperature range		Material of construction		Material	Element particle size
	psi	bar	°F	°C	Body	Bowl		
602112*	250	17	0 to 175	-18 to +79	Aluminum	Aluminum	Sintered bronze	50
602113*	250	17	0 to 175	-18 to +79	Aluminum	Aluminum	Sintered bronze	50
602116*	250	17	0 to 175	-18 to +79	Aluminum	Aluminum	Sintered bronze	50
602117*	250	17	0 to 175	-18 to +79	Aluminum	Aluminum	Sintered bronze	50

Bowl is aluminum with Pyrex sight glass (liquid level indicator).


***WARNING** California Proposition 65: Cancer and reproductive harm. www.P65Warnings.ca.gov



Model 602013

High-capacity air line regulators

Model	Maximum pressure		Temperature range		Material of construction			Bottom plug	Secondary Connections
	psi	bar	°F	°C	Body	Bonnet	Valve seal		
602012	300	21	0 to 175	-18 to +79	Aluminum	Aluminum	Aluminum/nitrile	Aluminum	1/4 NPT (f)
602013	300	21	0 to 175	-18 to +79	Aluminum	Aluminum	Aluminum/nitrile	Aluminum	1/4 NPT (f)
602016	300	21	0 to 175	-18 to +79	Aluminum	Aluminum	Aluminum/nitrile	Aluminum	1/4 NPT (f)



Model 602212

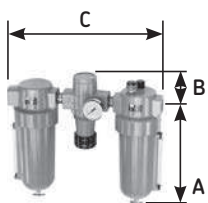
High-capacity air line lubricators

Model	Maximum pressure		Temperature range		Material of construction		
	psi	bar	°F	°C	Body	Bowl	Sight feed dome
602212*	250	17	0 to 175	-18 to +79	Aluminum	Aluminum	Transparent nylon
602216*	250	17	0 to 175	-18 to +79	Aluminum	Aluminum	Transparent nylon

Recommended lubricants: misting type oil 50 to 200 SSU (ISO Grade 7 to 46) at 100 °F (38 °C)

Bowl is aluminum with Pyrex liquid level indicator

***WARNING** California Proposition 65: Cancer and reproductive harm. www.P65Warnings.ca.gov



Model 85387-12

High-capacity air line combination units: high-capacity filter-regulator with gauge-lubricator

Model	Maximum pressure		Temperature range		Element particle size	Pressure range		Capacity size	
	psi	bar	°F	°C		psi	bar	oz.	ml
85387-12*	250	17	0 to 175	-18 to +79	50	5 to 125	0,3 to 8,6	32	946
85387-16*	250	17	0 to 175	-18 to +79	50	5 to 125	0,3 to 8,6	32	946

Pyrex liquid level indicator

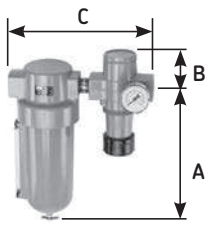
***WARNING** California Proposition 65: Cancer and reproductive harm. www.P65Warnings.ca.gov

Model	Drain type	Size PTF	Dimensions						Diameter		Weights	
			A		B		C		in.	mm	lbs.	kg
		in.	in.	mm	in.	mm	in.	mm	in.	mm	lbs.	kg
602112	Manual	3/4	10.44	265	1.25	32	4.75	121	5.52	140	4.1	1,9
602113	Automatic	3/4	10.06	256	1.25	32	4.75	121	5.52	140	4.1	1,9
602116	Manual	1	10.44	265	1.25	32	4.75	121	5.52	140	4.1	1,9
602117	Automatic	1	10.06	256	1.25	32	4.75	121	5.52	140	4.1	1,9

Model	Pressure range		Connections NPT (f)	Dimensions				Diameter		Adjuster	Weights			
	psi	bar		A		B		C			in.	mm	lbs.	kg
			in.	in.	mm	in.	mm	in.	mm	in.	mm	lbs.	kg	
602012	10 to 250	0,7 to 17	3/4	5.69	145	2.38	60	4.25	108	2.38	60	T-handle	2.5	1,1
602013	5 to 150	0,3 to 10	3/4	4.71	120	2.38	60	4.25	108	2.38	60	Knob	2.5	1,1
602016	10 to 250	0,7 to 17	1	5.69	145	2.38	60	4.25	108	2.38	60	T-handle	2.5	1,1

Model	Connections NPT (f)	Bowl capacity		Dimensions				Diameter		Weights			
		oz.	ml	A		B		C		in.	mm	lbs.	kg
	in.	oz.	ml	in.	mm	in.	mm	in.	mm	in.	mm	lbs.	kg
602212	3/4	32	946	10.24	260	2.22	56	4.5	114	5.52	140	3.6	1,6
602216	1	32	946	10.24	260	2.22	56	4.5	114	5.52	140	3.6	1,6

Model	Drain type	Size PTF	Dimensions				Diameter		Weights			
			A		B		C		in.	mm	lbs.	kg
		in.	in.	mm	in.	mm	in.	mm	in.	mm	lbs.	kg
85387-12	Manual	3/4	10.44	265	2.22	56	14.75	375	10.6	480	10.6	4,8
85387-16	Manual	1	10.44	265	2.22	56	14.75	375	10.6	480	10.6	4,8



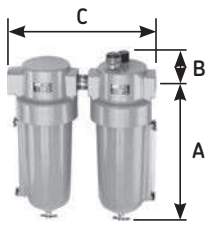
High-capacity air line combination units: filter-regulator with gauge

Model	Maximum pressure		Temperature range		Element particle size	Pressure range	
	psi	bar	°F	°C		psi	bar
85388-12*	250	17	0 to 175	-18 to +79	50	5 to 125	0,3 to 8,6

Pyrex liquid level indicator

*⚠️ **WARNING** California Proposition 65: Cancer and reproductive harm. www.P65Warnings.ca.gov

Model 85388-12



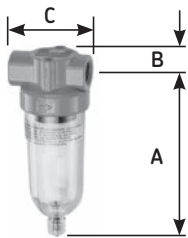
High-capacity air line combination units: filter-lubricator

Model	Maximum pressure		Temperature range		Element particle size	Capacity size	
	psi	bar	°F	°C		oz.	ml
85389-12*	250	17	0 to 175	-18 to +79	50	32	946
85389-16*	250	17	0 to 175	-18 to +79	50	32	946

Pyrex liquid level indicator

*⚠️ **WARNING** California Proposition 65: Cancer and reproductive harm. www.P65Warnings.ca.gov


Model 85389-12



Miniature air line components: air line filter

Model	Maximum pressure		Temperature range		Material of construction		Material	Element particle size
	psi	bar	°F	°C	Body	Bowl		
602103	150	10,3	0 to 125	-18 to +52	Zinc	Polycarbonate	Porous polypropylene	50

Model 602103



Miniature air line components: air line regulator

Model	Maximum pressure		Temperature range		Material of construction			Bottom plug	Secondary Connections
	psi	bar	°F	°C	Body	Bonnet	Valve seal		
602003	300	21	0 to 150	-18 to +66	Zinc	Acetal	Brass/nitrile	Acetal	1/8 NPT (f)


Model 602003

Model	Drain type	Port size PTF	Dimensions						Diameter		Weights	
			A		B		C		in.	mm	lbs.	kg
		in.	in.	mm	in.	mm	in.	mm	in.	mm	lbs.	kg
85388-12	Manual	3/4	10.44	265	2.38	60	10	254	5.52	140	6.9	3,1

Model	Drain type	Size PTF	Dimensions						Diameter		Weights	
			A		B		C		in.	mm	lbs.	kg
		in.	in.	mm	in.	mm	in.	mm	in.	mm	lbs.	kg
85389-12	Manual	3/4	10.44	265	2.22	56	10.25	260	5.52	140	7.8	3,5
85389-16	Manual	1	10.44	265	2.22	56	10.25	260	5.52	140	7.8	3,5

Model	Drain type	Size PTF	Dimensions						Diameter		Weights	
			A		B		C		in.	mm	lbs.	kg
		in.	in.	mm	in.	mm	in.	mm	in.	mm	lbs.	kg
602103	Manual	1/4	3.25	83	0.38	10	1.63	41	1.45	37	0.3	0,14

Model	Pressure range		Connection NPT (f)	Dimensions						Adjuster	Weights			
	psi	bar		A		B		C			in.	mm	lbs.	kg
			in.	in.	mm	in.	mm	in.	mm	in.	mm	lbs.	kg	
602003	5 to 100	0,3 to 7	1/4	2.52	64	0.39	10	1.63	41	1.45	37	Knob	0.3	0,14




Miniature air line components: air line lubricator

Model	Maximum pressure		Temperature range		Material of construction		
	psi	bar	°F	°C	Body	Bowl	Sight feed dome

602203	150	10,3	0 to 125	-18 to +52	Aluminum	Polycarbonate	Transparent nylon
---------------	-----	------	----------	------------	----------	---------------	-------------------

Recommended lubricants: misting type oil 50 to 200 SSU (ISO Grade 7 to 46) at 100 °F (38 °C)

Model 602203




Miniature air line combination units: filter-regulator with gauge-lubricator

Model	Maximum pressure		Temperature range		Element particle size	Pressure range		Capacity size	
	psi	bar	°F	°C		psi	bar	oz.	ml

85672	150	10,3	0 to 150	-18 to +66	50	5 to 100	0,3 to 7	1.0	28
--------------	-----	------	----------	------------	----	----------	----------	-----	----

Model 85672



Miniature air line combination units: filter-lubricator

Model	Maximum pressure		Temperature range		Element particle size	Capacity size	
	psi	bar	°F	°C		oz.	ml

85674	150	10,3	0 to 125	-18 to +52	5	1.0	28
--------------	-----	------	----------	------------	---	-----	----

Model 85674

Model	Connection NPT (f)	Bowl capacity		Dimensions A		B		C		Diameter		Weights	
		oz.	ml	in.	mm	in.	mm	in.	mm	in.	mm	lbs.	kg
602203	1/4	1.0	28	3.25	83	1.98	50	1.63	41	1.45	37	0.3	0,14

Model	Drain type	Size PTF	Dimensions A		B		C		Diameter		Weights	
			in.	mm	in.	mm	in.	mm	in.	mm	lbs.	kg
85672	Manual	1/4	3.25	83	1.98	50	5.61	143	1.45	37	1.3	0,6

Model	Drain type	Size PTF	Dimensions A		B		C		Diameter		Weights	
			in.	mm	in.	mm	in.	mm	in.	mm	lbs.	kg
85674	Manual	1/4	3.25	83	1.98	50	3.66	93	1.45	37	0.9	0,4

AirCare systems accessories

Lockout valve

Install in-line or modular with other AirCare products to help conform to OSHA lockout regulations. In the closed position, valves block inlet air flow and exhaust downstream air.



Lock-out valve

Model	Modular use	In-line use	Maximum pressure		Temperature range	
	in.	in.	psi	bar	°F	°C
247770	1/4 modular	1/4	250	17	0 to 150	-18 to +66
247771	3/8 modular	3/8	250	17	0 to 150	-18 to +66
247772	1/2 modular	1/2	250	17	0 to 150	-18 to +66



Quick clamp

Use with modular air line components to provide modular installation capability. Flanges on the products slide into “v” grooves in the quick clamp. Two face-sealing o-rings in the quick clamp provide an air tight connection when the clamp is closed.

Quick clamp

Model	Modular size	Dimensions	
	in.	in.	mm
247782	1/4 and 3/8	1.5	38
247783	1/2 and 3/4	2.0	51

Quick clamp wall mounting bracket

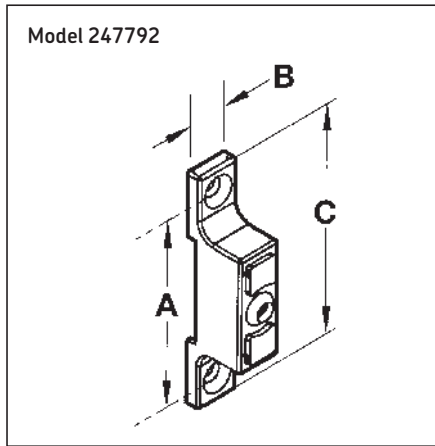
Use with quick clamp to provide secure mounting to a wall, machine panel or other flat surface.

Quick mount pipe adapters

Use with quick clamp to provide threaded connections to the system piping.

Manifold block

Installs with quick clamps. Ports are threaded pipe to provide manifolding capability for up to three components.



Quick clamp wall mounting bracket

Model	Modular size	Dimensions A		B		C	
		in.	mm	in.	mm	in.	mm
247792	1/4 and 3/8	2.32	59	0.55	14	2.91	74
247793	1/2 and 3/4	3.25	83	0.95	24	4.0	102


Quick mount pipe adapters

Model	Modular use	Size
	in.	in.
247787	3/8 modular	3/8
247789	1/2 and 3/4 modular	3/8
247791	1/2 and 3/4 modular	3/4



Manifold block

Model	Size	Modular size	Dimensions A		B	
			in.	mm	in.	mm
247795	3/4	1/2 and 3/4	2.27	57.8	3.15	80



Pressure switch

Monitors air pressure and provides an electrical signal when the pressure drops below or exceeds the preset pressure. Installs between two quick clamps. Also provides three additional 1/4 in. auxiliary outlets.

Pressure switch

Model	Modular size	Maximum pressure		Temperature range		Adjustment range	
		psi	bar	°F	°C	psi	bar
247797	1/2 and 3/4	250	17	0 to 150	-18 to +66	30 to 150	2 to 10



Wall mount bracket

Use to secure modular air line components to a wall, machine panel or other flat surface.

Wall mount bracket

Model	Modular size
	in.
247775	1/4 and 3/8
247776	1/2 and 3/4

Air line equipment accessories



Mounting bracket and nut – miniature

Use to secure modular air line components to a wall, machine panel or other flat surface.

Mounting bracket and nut – miniature

Model	Component
247774	All regulators and lubricators



Pressure gauges

Available in 1/8 in. NPT and 1/4 in. NPT back connection.

Pressure gauges

Model	Regulator size	Gauge size	Connection	Maximum pressure	
	in.	in.	in.	psi	bar
247843*	1/4 and 3/8	1 1/2	1/8 NPT	0 to 160	0 to 11
247844*	1/2, 3/4 and 1	2	1/4 NPT	0 to 160	0 to 11
247863*	1/2, 3/4 and 1	2	1/4 NPT	0 to 300	0 to 20

*⚠ **WARNING** California Proposition 65: Cancer and reproductive harm. www.P65Warnings.ca.gov

Miscellaneous

Suction guns 176

Oilers and measurers 176

Water controls 177



Suction guns

Oiler cans



Flexible spout measurers



Water controls



Suction guns

Model 615*

Holds up to 18 oz. (532 cm³) of fluid. Flexible nozzle for transmission, differential or oil filter service. Precision follower fitted to barrel for superior suction and is impervious to oil, grease and water. Finished in rust-resistant, powder coated blue paint.

Model G150* suction gun

17 oz. (503 cm³) capacity with 12 in. (304,8 mm) flex hose. Perfect for draining and filling differentials, clutches, power steering reservoirs and transmissions. Needs no priming. Features heavy-duty steel barrel, electro-static, corrosion-resistant finish and non-slip knurling.

*** ⚠ WARNING**

California Proposition 65:
Cancer and reproductive harm
www.P65Warnings.ca.gov



Oilers and measurers

Oiler cans

Guardian offers oilers in a variety of sizes with rigid or flexible spouts to fit your needs.

Oiler cans

Model	Description
G502	6 oz. (170 ml), rigid spout
G503	6 oz. (170 ml), flexible spout
G504	12 oz. (340 ml), rigid spout
G507	16 oz. (454 ml), flexible spout

Flexible spout measures

Guardian's flexible spout measures are designed for one-hand operation. Thumb-operated valve controls flow. 14 in. (355,6 mm) flexible spout with tapered tip swings into the necessary angle for hard-to-reach spots. Recessed bottom drains fully and guards against puncture. Rolled-edge top helps prevent spilling.

Flexible spout measures

Model	Description	
	qt.	liter
G524	4	3,8
G525	5	4,7
G528	8	7,6

Water controls

Water controls

Model 846 water bibbcock


For attaching to water service hose.

- 1/4 in. NPT (f) inlet
- Thumb-action trigger. Built-in strainer filters out contaminants.

Model 845 water bibbcock

Same as model 846 except 3/4 – 1 1/2 in.

AN inlet connects to standard lawn hose.



Air/water accessories

Model	Description	Style
	in.	
815	1/4 (f) air coupler	Lincoln "long stem"
845*	3/4 – 1 1/2 AN inlet	Connects to standard lawn hose
846*	1/4 (f) water bibbcock	Low-pressure water
11659	1/4 (m) air nipple	Lincoln "long stem"
66951*	1/4 (f) tire chuck	Standard tire chuck

*⚠ **WARNING** California Proposition 65: Cancer and reproductive harm. www.P65Warnings.ca.gov

Warranty and product disclaimers

WARNING!

Equipment contained in this catalog can generate very high fluid pressure. Before each use, make sure safety devices are in place and operating properly. Do not alter or modify any part of the equipment as this may cause fire, explosion, property damage, or result in serious bodily injury, including injecting fluid through the skin or splashing in the eyes. To reduce the risk of serious bodily injury or property damage, never exceed the maximum air or fluid working pressure of the lowest rated system component. Always read and follow the manual included with the equipment for more detailed information.

Failure to heed these warnings may result in personal injury and/or property damage.

WARNING!

Pump models with ratios 6:1 to 49:1
930, 931, 934, 935, 936, 1901, 1902, 1903, 1905, 1906, 1909, 1914, 1932, 1933, 1934, 1937, 1938, 1939, 1951, 1952, 1955, 1996, V410000000, V406000000, V40600SSU, V40600SWM, V41000SSU, V410055DC, V410055BB, V41000SWM, V410055LB, V410055LT

These pumps can develop up to 1 000 psi (69 bar) working pressure 200 psi (14 bar) maximum incoming air pressure. Be sure that all system equipment and accessories are rated to withstand the maximum working pressure of this pump. **Do not** exceed the maximum working pressure of the lowest rated component in the system.

WARNING!

Models 1272, 1273D, 1276, 1292, 1297

Be sure that all accessories are rated to withstand the maximum working pressure of the pump. **Do not** exceed the maximum working pressure of the lowest rated component in the system.

WARNING!

Swivel models 80353, 80924, 81386, 81387, 81388, 81606, 81703, 81723, 81728, 81729, 81974, 82071, 82072, 82073, 82080, 82087, 82249, 82251, 82252, 82399, 82677, 83594, 82822, 83938

Material use: Lincoln swivels are to be used only to transport grease, oil and other lubricants and are designed only for these non-abrasive and non-corrosive purposes. **Do not** use with abrasive and corrosive materials such as sound-deadening materials which may contain limestone and mica particles. Transport of such materials causes rapid premature wear to critical swivel components and can cause failure of swivel. Failure could expose the user to severe bodily injury, permanent disfigurement or death.

Installation and service: Tighten all fluid connections securely before using swivel. Never exceed 5 000 psi (345 bar) maximum operating pressure. Never alter or modify any part of the swivel. Never attempt to repair or disassemble the swivel while the system is pressurized. Never stop or deflect leaks with hand or body.

Medical attention: Get medical attention immediately if exposed to high-pressure fluids. Tell the attending physician what was injected.

WARNING!

Pump models with ratios 1:1 to 5:1
2424, 2434, 2435, 2435LN, 2437, 485, 486, 594, 595, 596, 597, 1931, 1936, 1940, 282133, 282396, 282398, 282686, 2532, 2535, 2535LN, 2537, 282990, 284168, 284230, 284231, 284288, 284295, 284840, 284842, 282846, 284852, 284855, 284856, 284862, 284870, 285133, 285168, 285230, 285231, 285295, 285686, 285990, 84933, 84934, V305000000, V30500SSU, V305055BB, V305016DC, V305275BB, V30500SWM, V305055LT

These pumps can develop up to 1 000 psi (69 bar) working pressure 200 psi (14 bar) maximum incoming air pressure. Be sure that all system equipment and accessories are rated to withstand the maximum working pressure of this pump. **Do not** exceed the maximum working pressure of the lowest rated component in the system.

WARNING!

Pump models with ratios 50:1 to 75:1
918, 923, 926, 1418, 1426, 1904, 1910, 1911, 1935, 1941, 9917, 9989, 82050, 82054, 82716, 82991, 83122, 84683, 84684, 84667, 84668, V350120000, V350400000, V350400DC, V305275BB, V350120DC, V350120HF, V350400HF, V350120LT, V350400LT, V4501200000, V4504000000, V450120DC, V450400DC, V450400HF, V450400HR, V450120LT, V450400LT

These pumps can develop up to 1 000 psi (69 bar) working pressure 200 psi (14 bar) maximum incoming air pressure. Be sure that all system equipment and accessories are rated to withstand the maximum working pressure of this pump. **Do not** exceed the maximum working pressure of the lowest rated component in the system.

Important: Accessory item "whip" hoses for dispensing valve are fluid pressure rated 4 500 psi (310 bar). **Do not** exceed 90 psi (6 bar) air pressure to pump when using "whip" hoses.

Do not use any whip hose with any pump rated over 50:1 ratio.

Product index

Designation	Page	Designation	Page	Designation	Page
224	34	963	120	1716	60
346P	80	964	120	1801	12
500L	86	967	76, 106, 116	1815A	12
535	89	980	76, 116	1861	12
535-58	89	981	116	1870	7, 9, 11, 12
535LN	89	982	116, 147	1871	9, 11, 12
549	89	987	81	1872	9, 11, 12
549-58	89	989	81	1875A	7, 9, 11, 12
613	131, 145, 146	1013	16, 19	1880	10, 11
613DK	145, 146	1035	19	1880-NB	11
615	22, 146, 176	1037	19	1882	11
616	22	1100CLR	23	1884	11
617	22	1100MLBK	23	1886	9
674	61, 83, 89	1132	20	1888	9
716F	114	1133	20	1890	8, 9
716R	114	1134	20	1901	55, 58
740	104, 112, 147	1134CLR	23	1902	58
758	114	1142	16, 17	1903	58
758F	114	1142CLR	23	1904	55, 58
769	114	1145	19	1907	58
774	114	1147	17	1908	58
775	114	1148	16, 17	1910	58
776	114	1148	17	1914	55, 58
778	43	1148CLR	23	1931	58
779	114	1151	17	1932	58
780	105, 114	1154	18	1933	58
814	93, 120	1162	15	1935	58
815	79, 106, 122, 152, 177	1215	12	1940	58
816	34	1215A	12	1951	58
817	120	1218	13, 24	1952	58
840	122, 155	1224	13, 24	2001	49, 53
844	34	1230	13, 14, 15, 24	2002	54
845	122, 177	1236	13, 24	2004	54
846	106, 122, 177	1248HP	9, 13, 24	2008	54
867	117	1253	89	2010	54
870	120	1253LN	89	2011	54
871	120	1254	89	2014	53
873	120	1260	6, 7	2028	54
876	117	1260-NB	7	2029	54
877	105, 117	1261	7, 12	2051	53
878	105, 117	1262	7	2052	53
881	117	1264	7	2331	72
883	117	1272	85	2332	72
884	43	1275	85	2333	72
885	43	1292	85	2424	38, 40
899	117	1293	89	2435	88
905	115	1296	86	2435LN	88
905SF	115	1326	90	2437	38, 40
916EF	116	1335	90	2524	39, 40
916ER	116	1340	90, 132	2535	88
917	80	1385	91	2537	39, 40
917-57	80	1385-H	91	2710	54
917-57	80	1387	91	2716	60
918	45, 47	1390	74, 124	2740	46, 47
923	47	1392	74, 124	2790	54
926	45, 47, 147	1401	12	2873	89, 120
926-1	45	1410	12	3029	25
939	156	1414	13	3034	25
940	122, 155	1418	46, 47	3050	112
950	122, 155	1426	46, 47	3055	25
960	122, 155	1426-1	46	3056	25
961	120	1550	148	3508	132
962	120	1709	59, 60	3518	132

Designation	Page	Designation	Page	Designation	Page
3601	130, 131, 134, 136, 144, 149	5180C	32	6917	80
3602	131, 134, 144, 149	5181	32	7134-A	100
3602	136	5181C	32	7134-B	100
3608	132, 146	5182	32	7134-C	100
3610	131, 134	5182C	32	7135-A	100
3612	149	5183	32	7135-B	100
3614	130, 131, 134, 136, 144, 149	5183C	32	7135-C	100
3617	131, 133, 134, 136, 144, 149	5184	30	7136-A	100
3618	131, 132, 133, 134, 136, 144, 149	5185	30	7136-B	100
3624	130, 131	5186	30	7136-C	100
3626	133, 134	5190	29	7316-C	98
3627	133, 134	5191	29	7316-F	98
3635	128, 129, 131, 136, 144	5200	31	7334-B	100
3637	129, 136, 144	5200C	31	7335-B	100
3639	129, 131, 136, 144	5210	31	7336-B	100
3644	131, 145, 146	5210C	31	7370	102
3650	131, 134, 135, 136, 144, 149	5290	29	7371	102
3652	131, 134, 136, 143, 149	5291	29	7372	102
3662	140	5300	31	7373	102
3665	137	5300C	31	8016-C	98
3667	137	5318	32	8016-F	98
3669	137	5350	31	8078	76
3675	131, 134, 136, 149	5350C	31	8078-A	99, 147
3677	131, 134, 136, 149	5385	32	8078-B	99
3866	105, 115	5385C	32	8078-BBK	99
3867	115	5400	31	8078-BBL	99
3868	115	5400C	31	8078-BW	99
3942	115	5410	31	8078-C	76, 99, 147
4100	141, 142	5410C	31	8078-D	76, 99
4102	141, 142	5468	29	8078-DBK	99
4104	141, 142	5469	29	8078-DBL	99
4105	139, 142	5470	29	8078-DW	99
4110	142	5490	29	8078-E	100
4283	76	5491	29	8078-F	100
4417	82, 84	5527	31	8078-FBK	100
4459	82, 84	5527C	31	8078-FBL	100
4475	79	5701	32	8078-FW	100
4480	79	5701C	32	8078-M	100
4489	82, 84	5706	32	8078-T	99
4490	78	5706C	32	8081-A	101
4491	76, 78	5803	28	8081-B	101
4492	78	5805	28	8081-D	101
4493	76	5806	28	8081-E	102
5000	31	5807	28	8081-F	102
5000C	31	5812	24, 25	8081-G	102
5003	31	5818	24, 25	8081-J	101
5003C	31	5834	27	8081-K	102
5010	31	5841	84	9917	80
5010C	31	5845	19, 26, 112	9917-57	80
5013	31	5848	26	10049	106
5013C	31	5849	27	10130	43
5031	32	5852	14, 17, 19, 20, 26	10198	43, 110
5031C	32	5852-2	26	10199	43, 110
5033	32	5852-5	26	10200	43, 110
5033C	32	5852-54	26	10202	43, 110
5050	31	5853	27	10204	43, 110
5050C	31	5855	27	10460	26
5175	32	5858	25	10461	33
5175C	32	5859	27	10462	43, 79
5176	32	5861	24, 25	10522	43, 110
5176C	32	5862	153	10536	26
5177	32	5874	153	10540	43
5177C	32	5875	153	10787	33
5178	32	5883	26	11107	43
5178C	32	5884	27	11197	43, 110
5179	32	5900	13	11485	33
5179C	32	5980	122, 155	11509	33
5180	32	5983	156	11659	79, 106, 122, 152, 177

Designation	Page	Designation	Page	Designation	Page
11660	152	75084	109	82770	21
11661	152	75120	109	82784	28
11852	43, 110	75168	109	82786	146
12080	106	75240	109	82906	114
12287	110	75360	104, 109	82932	114, 118
12296	43	75480	104, 109	82991	45, 47
12957	43, 104, 110	75600	104, 109	83112	45, 47
13001	119	75912CL	24	83119	62
13329	153	75918CL	24	83131	59
13331	153	75924CL	24	83132	59
16177	59	75936CL	24	83166	61
20026	33	76024A	104, 109	83278	28
20028	33	76024B	104, 109	83366	48, 147
20029	33	76120B	109	83369	62
46007	48, 87	76360B	104, 109	83447	48
58000	28	76600A	104, 109	83463	104
62028	19, 27	76600B	104, 109	83463-30	104
62061	27	76900B	109	83464	104
62117	27	78024	104	83464-50	104
66060	61, 84	78600	104	83594	113
66100	159	80133	86	83727	59
66101	159	80423	156	83732	59
66111	159	80599	89	83753	97
66493	146	80895	61, 83, 89	83754	97
66764	59	80933	26	83938	113
66883	43	81168	87	84004	42
66951	106, 122, 156, 177	81386	113	84080-9	77
66953	33	81387	104, 112, 113, 147	84122	110
67069	106	81412	61	84145-9	77
67171	110	81458	26	84191	83
68410	117	81482	62	84192	61, 83
69375	43	81495	112	84257	108, 110
69690	114	81523	48	84273	62
69824	114	81538	61	84275	107, 108
69825	114	81606	113	84291	62
70526	146	81673	87	84347	104, 110
71512	24	81703	113	84377	61, 83
71518	24	81723	113	84432	107, 108
72024	105, 109	81725	25	84433	108
72024A	105, 109	81726	25	84458	121
72036	42, 109	81728	113	84459	121
72060	42, 109	81729	113	84460	121
72120	109	81768	87	84538	41
72240	109	81795	25	84667	44, 47
72360	105, 109	81974	113	84668	44, 47
72360A	109	81980	27	84672	107, 108
72480A	105, 109	82050	44, 47	84673	107, 108
72600	105, 106, 109	82054	44, 47	84683	47
72600A	105, 106, 109	82070	114, 118	84684	47
72720A	105, 109	82072	113	84700	140
72900A	109	82073	113	84714	138, 139
73024	104, 105, 106, 109	82080	113	84722	61
73036	42, 109	82087	113	84723	59
73060	42, 109	82157	112	84767	62
73120	109	82158	112	84768	62
73240	104, 109	82206	103, 104, 105, 106	84775	48, 62, 81, 84
73360	104, 105, 106, 109	82230	73	84780	48, 62, 81, 84
73480	104, 109	82251	113	84799	119
73600	104, 105, 106, 109	82252	113	84806	49
73720	109	82258	116, 117, 118	84815	75, 142
73900	109	82393	112	84816	75, 142
74024	105, 106, 109	82399	113	84817	71
74060	109	82413	161	84824	75, 142
74480	105, 109	82439	41, 59	84826	59
74600	105, 109	82642	114, 118	84933	36, 40
74900	109	82715	73	84934	37, 40, 76
75024	104, 109	82757	89	84935	41
75060	109	82760	21	84940	41

Designation	Page	Designation	Page	Designation	Page
84941	42, 84	85621	70	247792	173
84942	41	85622	69, 70	247793	173
84945	41, 59, 75	85623	70	247795	173
84946	41	85624	70	247797	174
84951	93	85626	70	247843	79, 159, 174
84951-BK	93	85627	70	247844	159, 174
84963	61, 62	85628	69, 70	247863	159, 174
84984	64, 65	85629	70	247926	108
84985	49, 64, 65	85630	69, 70	260374	119
84986	64, 65	85631	70	260375	119
84991	67, 68	85632	70	260376	119
84992	67, 68	85633	70	260377	119
84993	67, 68	85634	69, 70	260378	119
84994	67, 68	85635	70	261484	117, 119
84995	67, 68	85636	70	272391	115, 117, 118
84996	67, 68	85637	70	273508	114, 118
84997	67, 68	85638	70	273607	142
84998	67, 68	85639	70	273862	115, 117, 118
84998	67	85672	158, 170, 171	274879	142
85001	105	85674	158, 170, 171	275183	48
85002A	105	85700-50	124	275184	48
85003-30	104	85716	41	275197	42
85004	104	85755	41	275631	71
85004-50	104	85765	41	275632	71
85004-50B	104	85799	119	276280	118
85005	105	85824	41	276281	114, 116, 118
85006-30B	104	85922	49, 64, 72	276282	118
85008-50A	104	85935	41	276283	114, 116, 118
85009-50	104	85949	41	276291	142
85010-50	105	86214	61	276310	118
85011	105	86300	63, 64, 66, 67	276411	134, 136, 139, 140
85012	105	86400	63, 64, 66, 67	276751	136, 144
85021	112	89010	107	276752	136, 144
85050	104	90464	119	276753	136, 144
85051	104	90776	33	276754	136, 144
85053	105	91030	96	276755	136, 144
85055	105	91031	96	276756	136, 144
85056	105	91032	96	276757	136, 144
85057	105	91035	96	276758	136, 144
85059	105	91108	86	277090	134, 139, 142
85060	106	91197	146	277208	134, 136, 139
85061	106	93547	119	277230	125
85062	106	93548	115, 118	277232	125
85063	106	102697	34	277233	125
85064	106	102891	34	277234	125
85065	106	102929	34	277235	125
85232	105	236595	120	277236	125
85255	71	238394	152	277237	125
85256	75	240994	71	277239	125
85257	142	241408	134	277255	125
85300	65, 68	241409	134	277256	125
85387-4	164, 165	242749	117, 119	277265	124
85387-6	164, 165	244390	140	277266	124
85387-8	164, 165	244390	134, 136, 139	277267	124
85387-12	166, 167	245978	26	277464	149
85387-16	166, 167	245993	117	277539	121
85388-4	164, 165	247748	146	277564	93
85388-6	164, 165	247770	172	277565	93
85388-8	164, 165	247771	172	277566	93
85388-12	168, 169	247772	172	277601-1	59
85389-8	164, 165	247774	174	277601-2	59
85389-12	168, 169	247775	174	277601-3	42
85389-16	168, 169	247776	174	277601-4	71
85515	105, 106, 110	247782	172	277601-5	71
85516	104, 105, 106, 110	247783	172	277633	125
85517	104, 105, 106, 110	247787	173	277635	125
85544	121	247789	173	277645	139, 140, 142
85545	121	247791	173	277814	119

Designation	Page	Designation	Page	Designation	Page
278078	114, 118	600016	160	G218S	24
278079	114, 118	600103	158	G300	17, 20, 26
278363	136	600104P	160	G400	89
278364	136	600106P	160	G401	90
278365	136	600108P	160	G402	91, 132
278366	136	600112	160	G502	176
278367	136	600116	160	G503	176
278368	136	600203	158	G504	176
278369	136	600204P	161	G507	176
278370	136	600206P	161	G524	176
278549	93	600208P	161	G525	176
278629	93	600212	161	G528	176
278697	131, 136	600216	161	G904	33
278749	97, 109	600301	161	G905	33
278752	97, 109	600401	83, 159	PileDriver III	49, 64
278802	134	602003	79, 168, 169	PowerLuber	6, 7, 8, 9, 11
279091	147	602004	162, 163	PowerLuber 20 V	10
279092	147	602005	162, 163	PowerMaster II	55
279135	97	602006	162, 163	PowerMaster II air-operated oil pumps	58
279136	97	602007	162, 163	PowerMaster II grease pumps	58
279147	121	602008	162, 163	PowerMaster III	49, 64
279149	121	602009	162, 163	PowerMaster III air-operated oil pumps	53
279150	121	602012	166, 167	PowerMaster III grease pumps	54
280432	119	602013	166, 167	Series 20	44, 45, 47, 77
280433	119	602016	166, 167	Series 25	38
280690	116	602103	168, 169	Series 40	39, 44, 46, 47
282133	40	602104	162, 163		
282396	36, 37, 40	602106	162, 163		
282398	37, 40	602108	162, 163		
282842	116, 118	602109	162, 163		
282843	116, 118	602112	166, 167		
282876	42, 59	602113	166, 167		
282902	71	602116	166, 167		
282930	114	602117	166, 167		
282951	114	602134	147, 164, 165		
282957	42, 59	602136	164, 165		
284168	38, 40, 147	602138	164, 165		
284194	121	602203	158, 170, 171		
284231	38, 40	602204	162, 163		
285133	40	602206	162, 163		
285168	39, 40	602208	162, 163		
285231	39, 40	602212	166, 167		
317803-30	100	602216	166, 167		
317803-40	102	630104	154		
317803-50	98, 100, 102	630204	154		
317811-2	98, 100	632004	154		
317811-50	100, 102	640104	154		
317813-2	98, 99	640106	154		
317813-30	98, 99	640204	154		
317813-50	99, 101	640206	154		
317868-30	102	642006	154		
317870-50	99, 101	650108	154		
317874-30	99, 101	650208	154		
317874-50	99, 101	652008	154		
317876-2	99	820036	132		
317882-2	99	820039	132		
337437	98	1230120	109		
340528-2	102	AC2400	14		
340528-3	102	AC2440	14		
340528-4	102	G100	17		
343662	110	G103	17		
360248	62	G112	20		
384829	73	G113	20		
600003	83, 158	G150	22, 146, 176		
600004	160	G160	21		
600006	160	G212	24		
600008	160	G212S	24		
600012	160	G218	24		

skf.com | skf.com/lubrication | lincolnindustrial.com

© SKF and Lincoln are registered trademarks of the SKF Group.

© PowerMaster, PileDriver and PowerLuber are registered trademarks of Lincoln Industrial Corp.

© SKF Group 2022

The contents of this publication are the copyright of the publisher and may not be reproduced (even extracts) unless prior written permission is granted. Every care has been taken to ensure the accuracy of the information contained in this publication but no liability can be accepted for any loss or damage whether direct, indirect or consequential arising out of the use of the information contained herein.

August 2022 • FORM 442869