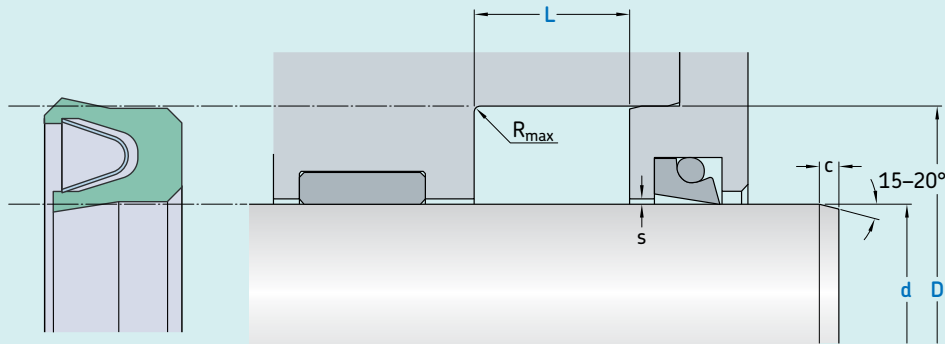


# S19-X



Ordering dimensions in **blue**

Surface roughness	$R_{tmax}$	$R_a$
	μm	

**Sliding surface**     $\leq 2$             0.05–0.2

**Bottom of groove**    $\leq 6.3$             $\leq 1.6$

**Groove face**         $\leq 15$                      $\leq 3$

Bearing area: 50–95% and a cutting depth of 0.5  $R_z$  based on  $C_{ref} = 0\%$

Standard dimensions						Maximal radial extrusion gap				
d	D	L	$R_{max}$	c	$s^{1)}$					
f8	H10	+ 0.2				20 bar	100 bar	200 bar	300 bar	400 bar
over	incl.					mm				
mm						mm				
<b>20<sup>2)</sup></b>	<b>50</b>	d + 6.2	4.8	0.4	3.0	0.35	0.17	0.12	0.10	0.08
<b>50</b>	<b>120</b>	d + 9.4	7.1	0.4	4.0	0.45	0.22	0.17	0.12	0.10
<b>120</b>	<b>630</b>	d + 12.2	9.5	0.4	5.0	0.60	0.31	0.25	0.15	0.12
<b>630</b>	<b>1 600</b>	d + 19.0	15.0	0.4	6.0	0.87	0.48	0.38	0.28	0.20











<sup>1)</sup> Extrusion gap values shown above are valid for a temperature of 80 °C, higher temperatures require lower values.  
<sup>2)</sup> Smaller diameter available on request.

## Ordering example

Profile  
 d x D x L [mm]  
 Sealing material / Spring

**Rod Seal S19-X**  
**100 x 109.4 x 7.1**  
**SKF Ecoflon 3 / 1.4310**

## Operating parameters

Material Seal	Spring	Temperature		Speed <sup>1)</sup>	Pressure <sup>2)</sup>
		from	to	max	max
		°C		m/s	bar (MPa)
 SKF Ecoflon 1	1.4310	-200	+260	15	200 (20)
 SKF Ecoflon 1	2.4711	-200	+260	15	200 (20)
 SKF Ecoflon 2	1.4310	-200	+260	15	400 (40)
 SKF Ecoflon 2	2.4711	-200	+260	15	400 (40)
 SKF Ecoflon 3	1.4310	-200	+260	15	400 (40)
 SKF Ecoflon 3	2.4711	-200	+260	15	400 (40)
 SKF Ecoflon 4	1.4310	-200	+260	15	400 (40)
 SKF Ecoflon 4	2.4711	-200	+260	15	400 (40)
 SKF Ecowear 1000	1.4310	-200	+90	15	200 (20)
 SKF Ecowear 1000	2.4711	-200	+90	15	200 (20)

IMPORTANT NOTE: The stated operating conditions represent general indications. It is recommended not to use all maximum values simultaneously.

<sup>1)</sup> Surface speed limit values are valid only in the presence of a lubrication film.

<sup>2)</sup> Pressure ratings depend on the size of the extrusion gap.